

---

# PROFILE OF MILITARY FAMILIES IN CANADA

---

2017 REGULAR FORCE DEMOGRAPHICS



June 2018



---

# PROFILE OF MILITARY FAMILIES IN CANADA

---

## 2017 REGULAR FORCE DEMOGRAPHICS

Report Prepared By:

Lynda Manser

Deputy Director, Comprehensive Military Family Plan

Senior Manager Strategic Program Development, Military Family Services

Canadian Forces Morale and Welfare Services

[lynda.manser@forces.gc.ca](mailto:lynda.manser@forces.gc.ca)

Data for this demographic report were compiled by DCSAS using “Dependant” and “Organization” data extracts drawn from the Human Resources Management Systems (August 2017 data).

### ACKNOWLEDGEMENTS

A special thank you is given to the team at Director Capability and Strategic Analysis Support Section who provided data and support for this document.

### CITATION INFORMATION

Manser, L. (2018). Profile of Military Families in Canada: 2017 Regular Force Demographics. Ottawa, ON: Canadian Forces Morale and Welfare Services.

Canadian Forces Morale and Welfare Services

Department of National Defence / Government of Canada

June 2018

# Abstract

To inform the development of the Comprehensive Military Family Plan as part of Canada's Defence Policy, *STRONG SECURE ENGAGED*, Canadian Forces Morale and Welfare Services collaborated with Director Capability and Strategic Analysis Support Section of Chief Force Development to accurately detail the demographics of Canadian military families.

This report presents a synthesis of demographic information describing CAF Regular Force members, Reserve Force members, and their families (spouses, children and other dependants). It is intended to serve as a reference tool for professionals who develop policy or deliver programs and services to military members and families in the Canadian Armed Forces. The report focuses predominantly on Regular Force personnel and their families who are posted in Canada. Detailed demographic breakdowns of Regular Force families who are posted outside of Canada and Reserve Force families are covered under separate report.

Data for this demographic report were compiled by Director Capability and Strategic Analysis Support using "Dependant" and "Organization" data extracts drawn from the Human Resources Management Systems (August 2017 data). This dataset was then used by the Canadian Forces Morale and Welfare Services Comprehensive Military Family Plan team to analyse various military family personas by several different factors.

"Dependant" is the term used by the Human Resources Management System to define any family member living with or supported by the CAF personnel. Dependant, therefore, includes spouse, children (including daughter, son, step-daughter, step-son, foster child under the age of 18 and over 18 if still considered dependent on the CAF personnel), and others (including a wide variety of family relations such as dependent parents, siblings, grandchildren, nieces/nephews, etc.).

As of August 2017, there were 66,472 Regular Force personnel with 99,716 additional family dependants (spouses, children and other dependants). In the Reserve Force, there were 47,135 personnel with 38,398 additional family members and dependants.

Of all Regular Force personnel, 85% are male and 15% are female.

Almost half of all Regular Force personnel are single, with just more than half married or in a common-law relationship. For Regular Force personnel posted in Canada who are married / common-law, 84% of their spouses are female and 16% are male. In total, there are 37,052 spouses of Regular Force personnel.

Almost half of all Regular Force personnel have dependent children. In total, there are 60,838 dependent children of Regular Force personnel.

Of those Regular Force personnel posted in Canada who have one or more dependants (including spouse), a higher percentage of female Regular Force members were single (18%) or part of a dual service couple (53%) than their male counterparts (11% and 9% respectively).

Of all Regular Force personnel and dependants, 95% are posted in Canada, and 5% are posted outside of Canada. For Reserve Force, only 1% of all personnel and their family members and dependants are posted outside Canada.

Almost 40% of all Regular Force personnel posted in Canada live in Ontario with their families. As a percentage of the total provincial population, Nova Scotia has the highest percentage of military family members (2% of total population).

One-third of all Regular Force personnel posted in Canada and their families are located in or near CFSU Ottawa, CFB Halifax and 2 CDSB Valcartier.

More than half of all Regular Force personnel posted in Canada are under the age of 34 with less than 10 years of service. Less than half of all spouses are under the age of 34. One-third of all children are under the age of 5, one-third are between the ages of 6-12, and one-third are 13 years and over.

Demographic profiles are detailed for various family personas including the single member without any dependants, new families with children under 5 years of age, middle families with children aged 6-12, mature families with dependent youth aged 13-25, single parents and dual serving couples. Limited data are available for couples without children, same sex couples, families who have children with special needs, and those families who have dependent elderly parents.

Single Regular Force members posted in Canada without dependants are younger (38% are under the age of 24) with less than 5 years of service (59%). Regular Force personnel posted in Canada between the ages of 30-34 have the highest percentage of children under the age of 5 and have served between 6-15 years. Those between the ages of 35-39 have the highest percentage of children aged 6-12 and have served 11-15 years. Those with dependent youth aged 13-25 are most frequently between the ages of 45-49 with 26-30 years served.

A higher proportion of female Regular Force members posted in Canada are single parents (24% of all single parents), caring for a disabled child (28% of all those who have declared a disabled child) and are caring for elderly parents (24% of all those who declared a dependent parent) compared to the total Regular Force proportional female to male ratio (15% female to 85% male).

There are some limitations to the data in this report, detailed in the Guidelines for Interpretation section, which should be considered when referencing this data.

Finally, recommendations are provided for future demographic data collection and analysis and for policy and program implications.

# Résumé

Pour guider l'élaboration du Plan global pour les familles des militaires – l'une des initiatives de la politique de défense *PROTECTION, SÉCURITÉ, ENGAGEMENT* –, les Services de bien-être et moral des Forces canadiennes (SBMFC) ont collaboré avec la section de soutien de l'analyse stratégique du Chef – Développement de la force pour dresser un portrait détaillé des caractéristiques sociodémographiques des familles des militaires canadiens.

Le présent résumé fournit une synthèse des caractéristiques sociodémographiques des membres de la Force régulière et de la Force de réserve des Forces armées canadiennes (FAC), ainsi que de leur famille (conjoint, enfants et autres personnes à charge). Il a été préparé en vue de servir d'outil de référence aux professionnels responsables de l'élaboration de politiques, de l'exécution de programmes et de la prestation de services à l'intention des membres des FAC et de leur famille. Il se concentre principalement sur les membres de la Force régulière affectés au Canada et leur famille. Les données détaillées pour les familles des membres de la Force régulière affectés à l'extérieur du Canada et les familles des membres de la Force de réserve sont fournies dans un rapport distinct.

Le Directeur – Soutien à l'analyse des capacités et de la structure a compilé les résultats qui suivent à partir des données figurant sous « Personne à charge » et « Organisation » dans le Système de gestion des ressources humaines (SGRH) en date d'août 2017. L'équipe du Plan global pour les familles des militaires des SBMFC s'est fondée sur ces résultats pour analyser divers profils familiaux en fonction d'une gamme de différents facteurs.

Le terme « Personne à charge » est utilisé dans le SGRH pour désigner tout membre d'une famille qui vit avec ou aux dépens d'un membre des FAC. Il peut ainsi désigner un conjoint, un enfant (fille, fils, belle-fille, beaux-fils ou enfant accueilli âgé de moins de 18 ans ou de 18 ans ou plus s'il demeure aux dépens du membre des FAC) ou une autre personne (père, mère, frère, sœur, petite-fille, petit-fils, nièce, neveu, etc.).

En août 2017, 66 472 membres de la Force régulière et 47 135 membres de la Force de réserve vivaient avec d'autres membres de leur famille ou personnes à charge (conjoints, enfants et autres personnes à charge). Ils partageaient ainsi leur foyer avec 99 716 et 38 398 personnes, respectivement.

La Force régulière est composée à 85 % d'hommes et à 15 % de femmes.

Près de la moitié des membres de la Force régulière sont célibataires et à peine plus de la moitié sont mariés ou vivent en union de fait. Parmi les conjoints des membres de la Force régulière mariés ou vivant en union de fait qui sont affectés au Canada, 84 % sont des femmes et 16 % sont des hommes. Le nombre total de conjoints des membres de la Force régulière s'élève à 37 052.

Près de la moitié des membres de la Force régulière ont des enfants à leur charge. Au total, on dénombre 60 838 enfants à la charge de membres de la Force régulière.

De tous les membres de la Force régulière affectés au Canada ayant au moins une personne à charge (incluant leur conjoint), les femmes étaient plus nombreuses que les hommes à être célibataires (18 % contre 11 %) ou à être en couple avec un autre militaire (53 % contre 9 %).

De tous les membres de la Force régulière et de leurs personnes à charge, 95 % résident au Canada et 5 % à l'étranger. En revanche, seulement 1 % des membres de la Force de réserve, des membres de leur famille et de leurs personnes à charge résident ailleurs qu'au Canada.

Près de 40 % de tous les membres de la Force régulière affectés au Canada vivent en Ontario avec leur famille. C'est cependant en Nouvelle-Écosse que les membres des familles des militaires représentent le plus important pourcentage de la population provinciale, soit 2 %.

Le tiers des membres de la Force régulière affectés au Canada habitent avec leur famille dans les environs de l'USFC(O), de la BFC Halifax ou de la BS 2 Div C Valcartier.

Plus de la moitié des membres de la Force régulière affectés au Canada sont âgés de moins de 34 ans et comptent moins de 10 années de service. Moins de la moitié de tous les conjoints ont moins de 34 ans. Le tiers de tous les enfants sont âgés de moins de 5 ans, le tiers ont entre 6 et 12 ans et le tiers ont 13 ans ou plus.

Les profils sociodémographiques correspondent à des profils de famille variés : militaires célibataires sans personne à charge; jeunes familles avec enfants de moins de 5 ans; familles avec enfants de 6 à 12 ans; familles avec jeunes à charge âgés de 13 à 25 ans; militaires monoparentaux; couples de militaires. Peu de données sont disponibles pour les couples sans enfants, les couples homosexuels, les familles avec enfants ayant des besoins spéciaux et les familles ayant des parents âgés à leur charge.

Les membres de la Force régulière célibataires et sans personne à charge affectés au Canada sont plus jeunes (38 % ont moins de 24 ans) et plus nombreux à compter moins de 5 années de service (59 %) que le reste du personnel de la Force régulière. Les membres de la Force régulière âgés de 30 à 34 ans affectés au Canada ont le pourcentage le plus élevé d'enfants de moins de 5 ans et comptent entre 6 à 15 années de service. Ceux qui sont âgés de 35 à 39 ans ont le pourcentage le plus élevé d'enfants de 6 à 12 ans et comptent de 11 à 15 années de service. Ceux qui ont des jeunes à charge âgés de 13 à 25 ans sont majoritairement âgés de 45 à 49 ans et comptent de 26 à 30 années de service.

En tenant compte de la proportion de femmes et d'hommes dans la Force régulière (15 % contre 85 %) et comparativement à leurs homologues masculins, les femmes membres de la Force régulière affectées au Canada sont plus souvent célibataires (24 % de tous les membres de la Force régulière monoparentaux), responsables d'un enfant handicapé (28 % de tous les répondants ayant déclaré avoir un enfant handicapé) et responsables d'un parent âgé (24 % de tous les répondants ayant déclaré avoir un parent à leur charge).

Les données présentées dans ce rapport ont leurs limites, lesquelles sont présentées en détail dans la section Lignes directrices pour l'interprétation et devraient être prises en compte lors de l'utilisation de ces données.

Pour terminer, des recommandations sont fournies à l'égard de futures initiatives de collecte et d'analyse de données sociodémographiques et en ce qui a trait aux implications relatives aux politiques et aux programmes.

# Contents

Abstract.....	i
Résumé.....	iii
Contents.....	v
List of Figures.....	vii
List of Tables.....	ix
INTRODUCTION.....	1
1. CANADA’S DEFENCE POLICY.....	1
2. STRONG SECURE ENGAGED INITIATIVE 24.....	1
3. DEMOGRAPHIC PROFILE.....	2
4. GUIDELINES FOR INTERPRETING DATA.....	2
PROFILE OF CANADIAN MILITARY FAMILIES.....	5
5. HOW MANY ARE THERE?.....	5
5.1 TOTAL NUMBERS.....	6
5.3 MARITAL STATUS.....	11
5.4 PARENTAL STATUS.....	13
5.5 GENDER.....	15
5.5.1 RegF Gender.....	15
5.5.2 Spouse Gender.....	18
5.5.3 Child Gender.....	19
6. WHERE DO THEY LIVE?.....	21
6.1 PROVINCES.....	22
6.2 BASES AND WINGS.....	26
6.4 IMPOSED RESTRICTIONS.....	29
7. WHAT ARE THEIR AGES?.....	33
7.1 CAF MEMBER AGE RANGES.....	34
7.2 SPOUSE AGE RANGES.....	38
7.3 DEPENDENT CHILD AGE RANGES.....	39
8. WHAT ARE THEIR DIFFERENT COMPOSITIONS?.....	41
8.1 SINGLE MEMBERS WITHOUT DEPENDANTS.....	43
8.2 NEW FAMILY WITH YOUNG CHILDREN 0-5 YEARS.....	46
8.3 MIDDLE FAMILY WITH CHILDREN 6-12 YEARS.....	50
8.4 MATURE FAMILY WITH DEPENDENT YOUTH 13-25 YEARS.....	54

8.5	SINGLE PARENT.....	58
8.6	DUAL SERVING COUPLES.....	63
8.7	CHILDREN WITH SPECIAL NEEDS .....	69
8.8	ELDER CARE .....	73
	CONCLUSION AND RECOMMENDATIONS.....	77



## List of Figures

Figure 1: Total Force Military Personnel and Spouses and All Dependants.....	7
Figure 2: RegF Personnel and Spouses and All Dependants (In Canada and OUTCAN).....	7
Figure 3: RegF Personnel in Canada and Spouses and all Dependants.....	8
Figure 4: All RegF Personnel, Spouses and Children (In Canada and OUTCAN).....	8
Figure 5: Number of RegF Personnel in Canada and their Spouses and Children .....	9
Figure 6: Percentage of All Dependants of All RegF Personnel (In Canada and OUTCAN) .....	9
Figure 7: Percentage of all Dependants of RegF Personnel in Canada .....	10
Figure 8: All RegF Marital Status (In Canada and OUTCAN).....	11
Figure 9: RegF Personnel in Canada by Marital Status.....	12
Figure 10: All RegF Personnel Parental Status (In Canada and OUTCAN).....	13
Figure 11: RegF Personnel in Canada Parental Status .....	13
Figure 12: RegF Personnel in Canada who are Parents by Gender.....	14
Figure 13: RegF Personnel in Canada by Gender .....	15
Figure 14: RegF Personnel in Canada by Gender and Dependants.....	16
Figure 15: RegF Personnel in Canada Percentages With/Without Dependants by Gender .....	16
Figure 16: RegF Personnel in Canada who are Parents by Gender.....	17
Figure 17: Gender of Spouses of RegF Personnel in Canada .....	18
Figure 18: Gender of Children of RegF Personnel in Canada .....	19
Figure 19: Numbers of RegF Personnel in Canada by Province / Territory.....	22
Figure 20: Numbers of Spouses of RegF Personnel in Canada by Province / Territory .....	23
Figure 21: Numbers of Children of RegF Personnel in Canada by Province / Territory .....	23
Figure 22: Numbers of RegF Personnel in Canada and All Dependants by Province / Territory .....	24
Figure 23: Age of RegF Personnel in Canada who are on Imposed Restriction .....	29
Figure 24: RegF Personnel in Canada who are on Imposed Restriction by Years of Service .....	30
Figure 25: RegF Personnel in Canada on Imposed Restriction by Gender and by Dependant .....	30
Figure 26: Number of Children and Spouses of RegF Personnel in Canada Affected by Imposed Restrictions .	31
Figure 27: Family Members of RegF Personnel in Canada Affected by IR by Province / Territory .....	32
Figure 28: Age of RegF Personnel in Canada.....	34
Figure 29: Age of Spouses of RegF Personnel in Canada .....	38
Figure 30: Age of Dependent Children of All RegF Personnel in Canada.....	39
Figure 31: Age of RegF Personnel in Canada without Dependants.....	43
Figure 32: RegF in Canada Without Dependants by Years of Service (In Canada).....	44
Figure 33: Number of RegF Personnel in Canada with Children Between Ages of 0-5.....	46
Figure 34: Marital Status of RegF Personnel in Canada with Children Between Ages of 0-5 .....	47
Figure 35: Age of RegF Personnel in Canada with Young Children (0-5).....	47
Figure 36: Number of Young Children (0-5) by Years of Service of RegF Personnel in Canada .....	48
Figure 37: Number of RegF Personnel in Canada with Children Between Ages of 6-12.....	50
Figure 38: Marital Status of RegF Personnel in Canada with Children Between Ages of 6-12 .....	51
Figure 39: Age of RegF Personnel in Canada with Children 6-12 Years .....	51
Figure 40: Number of Children 6-12 by Years of Service of RegF Personnel in Canada.....	52
Figure 41: Number of RegF Personnel in Canada with Children Between Ages of 13-25.....	54
Figure 42: Marital Status of RegF Personnel in Canada with Dependent Youth (13-25).....	55
Figure 43: Age of RegF Personnel in Canada with Youth Dependants (13-25).....	55
Figure 44: Number of Dependent Youth (13-25) by Years of Service of RegF Personnel in Canada .....	56
Figure 45: Number of RegF Personnel in Canada who are Single Parents.....	58

Figure 46: Age of RegF Personnel in Canada who are Single Parents.....	59
Figure 47: RegF Personnel in Canada who are Single Parents by Years of Service .....	59
Figure 48: RegF Personnel in Canada who are Single Parents by Gender .....	60
Figure 49: Age of Children in RegF Single Parent Households in Canada .....	61
Figure 50: RegF Personnel in Canada in Dual Service Couples.....	64
Figure 51: RegF Personnel in Canada in Dual Service Couples by Partner Force.....	64
Figure 52: RegF Personnel in Canada in Dual Service Couples by Gender.....	65
Figure 53: Age of RegF Personnel in Canada who are Part of Dual Service Couple .....	66
Figure 54: Age of Children in Dual Service Households in Canada .....	66
Figure 55: Number of Children in Dual Service Households by Years of Service of RegF Personnel in Canada ..	67
Figure 56: Age of RegF Personnel in Canada with Declared Disabled Child .....	70
Figure 57: RegF Personnel in Canada with a Declared Disabled Child by Gender .....	70
Figure 58: Age of Declared Disabled Child of RegF Personnel in Canada .....	71
Figure 59: Number of Declared Disabled Children of RegF Personnel in Canada by Years of Services .....	71
Figure 60: Marital Status of RegF Personnel in Canada with Declared Dependent Elderly Parent .....	74
Figure 61: Age of RegF Personnel in Canada with Declared Dependent Elderly Parent.....	74
Figure 62: RegF Personnel in Canada with Declared Elderly Parent by Gender .....	75
Figure 63: Number of Declared Elderly Parents by Years of Service of RegF Personnel in Canada.....	75

## List of Tables

Table 1: Total Numbers.....	6
Table 2: Marital Status of RegF Personnel in Canada with Children by Gender.....	14
Table 3: Marital Status of RegF Personnel with Any Dependant in Canada by Gender.....	17
Table 4: RegF Personnel in Canada with any Dependant by Unique Caregiver Responsibilities and Gender.....	17
Table 5: Numbers of Children of RegF Personnel in Canada by Province / Territory and Age Range.....	24
Table 6: Numbers of RegF Personnel in Canada and All Dependants by Province / Territory Compared to Provincial Populations.....	25
Table 7: Numbers of All RegF Personnel in Canada and all Dependants by Base Support Department.....	26
Table 8: Age Range of Dependent Children of RegF Personnel in Canada by Base Support Department.....	28
Table 9: RegF Personnel in Canada Age Ranges.....	34
Table 10: RegF Personnel in Canada with Dependants by Age Range and Marital Status.....	35
Table 11: RegF Personnel in Canada by Years of Service.....	35
Table 12: RegF Personnel in Canada With Any Dependants by Age Range and Years of Service.....	36
Table 13: RegF Personnel in Canada With No Dependants by Age Range and Years of Service.....	36
Table 14: All RegF Personnel in Canada by Age Range and Years of Service.....	37
Table 15: Age Range of Spouses by Age Range of RegF Personnel in Canada.....	38
Table 16: Age Range of Dependent Child by Age Range of RegF Personnel in Canada.....	39
Table 17: Dependent Child Age Range by RegF Personnel Years of Service.....	40
Table 18: Number of RegF in Canada Without Dependants by Base Support Department.....	44
Table 19: Number of Young Children (0-5) of RegF Personnel in Canada by Base Support Department.....	48
Table 20: Number of Children 6-12 of RegF Personnel in Canada by Base Support Department.....	52
Table 21: Number of Dependent Youth of RegF Personnel in Canada by Base Support Department.....	56
Table 22: Children Living in RegF Single Parent Households in Canada.....	60
Table 23: Number of Children in RegF Single Parent Households in Canada by Base Support Department.....	61
Table 24: Children Living in Dual Service Couple Households in Canada.....	66
Table 25: Number of Children in Dual Service Households in Canada by Base Support Department.....	68
Table 26: Number of Declared Disabled Children RegF Personnel in Canada by Base Support Department.....	72
Table 27: Number of Dependent Elderly Parents of RegF Personnel in Canada by Base Support Department.....	76



# INTRODUCTION

## 1. CANADA'S DEFENCE POLICY

In June 2017 the Government of Canada released the new Defence Policy, *STRONG SECURE ENGAGED*. This policy is deliberately ambitious and provides unprecedented support to Canadian Armed Forces (CAF) members and their families. It offers clear direction on Canada's defence priorities over a 20-year horizon. It focuses on ensuring military personnel and their families are well-supported, diverse and resilient – physically, psychologically and socially – from the moment they join the CAF, throughout their careers, to the time they transition out of the military.

As stated in *STRONG SECURE ENGAGED*, military families are the strength behind the uniform. They share in the stresses and strains resulting from deployments of their loved ones into dangerous operational duty, and the prolonged separations they entail. They also make important sacrifices and face challenges associated with frequent relocation, such as finding new family health care providers, re-establishing child care, moving children between schools and education systems, professional licensing and dealing with inconveniences such as changing drivers' and vehicles licenses when moving between provinces. They must also deal with the financial instability resulting from frequent moves, whether it be the loss of employment, different tax systems or changes to post-living differentials.

Families are a major source of support and strength to CAF personnel and they are integral to our military success. Military families make an incredible contribution to the operational effectiveness and must have access to the support and services they deserve, to cope with the unique challenges and stresses of military family life. As such, 3 of the 111 specific Defence Policy initiatives are focused on families:

- Implement teams at Wings and Bases across Canada, in partnership with Military Family Resource Centres, to prevent and respond to gender-based violence (Initiative 22);
- Improve access to psychological services through social workers and referrals to community programs and services (Initiative 23); and
- Develop a Comprehensive Military Family Plan to help stabilize family life for CAF members and their families who frequently have to relocate (Initiative 24).

## 2. STRONG SECURE ENGAGED INITIATIVE 24

Canadian Forces Morale and Welfare Services (CFMWS) was tasked with the implementation of STRONG SECURE ENGAGED Initiative 24 – Develop a Comprehensive Military Family Plan. Specifically, the STRONG SECURE ENGAGED Defence Policy detailed the following to be included within Initiative 24:

- Modernize Military Family Support Programs to provide better support to families when members are deploying or during periods of absence;
- Establish relocation expertise to help military families find and access the services they need in a new community; and
- Work with federal, provincial and private sector partners to improve the coordination of services across provinces to ease the burden of moving.

While there are systemic barriers to easing the challenges facing military families in a simplistic manner, a significant amount of research has been conducted in recent years that provides a better understanding of Canadian military family experiences. Using this research as a basis, the CFMWS Comprehensive Military Family Plan team is compiling detailed information on the scope of the issues, the scale of the number of families affected by those issues, and potential recommendations and strategies to improve their experiences. As such, the development of the Comprehensive Military Family Plan is focused on “comprehensive” solutions that are evidence-based rather than anecdotal or simplistic to best address the unique challenges inherent in the military lifestyle. Ultimately, the vision of the Comprehensive Military Family Plan is a stabilized family life for CAF members who constantly face the unique demands and conditions of a military lifestyle by increasing awareness and support from various systems of care.

To accurately detail the scale of the number of families, the CFMWS Comprehensive Military Family Plan team worked with Director General Military Personnel Research and Analysis (DGMPPRA) and the Director Capability and Strategic Analysis Support Section (DCSAS) of Chief Force Development.

### 3. DEMOGRAPHIC PROFILE

This report presents a synthesis of demographic information describing CAF Regular Force (RegF) members, Reserve Force (ResF) members, and their families (spouses, children and other dependants). It is intended to serve as a reference tool for professionals who develop policy or deliver programs and services to military members and families in the Canadian Armed Forces.

This report does not cover data estimates that have been derived from various research study samples on issues such as number of postings, spousal employment, service usage, etc. These issues are covered under separate report: *The State of Military Families in Canada*<sup>1</sup>.

The report focuses predominantly on RegF personnel and their families who are posted in Canada. RegF families who are posted outside of Canada (OUTCAN) and ResF families are covered under separate report: *Profile of Canadian Military Families: 2018 Regular and Reserve Force Demographics*<sup>2</sup>.

### 4. GUIDELINES FOR INTERPRETING DATA

Data for this demographic report were compiled by DCSAS using “Dependant” and “Organization” data extracts drawn from the Human Resources Management Systems (August 2017 data). This dataset was then used by the CFMWS Comprehensive Military Family Plan team to analyse various military family personas by several different factors.

The data contained in this report were derived from a variety of sources and, in general, only data that are available on a consistent basis for all CAF personnel and their families are presented.

---

<sup>1</sup> Manser, L. (2018). *The State of Military Families in Canada: Issues Facing Regular Force Members and Their Families*. Ottawa, ON: Canadian Forces Morale and Welfare Services.

<sup>2</sup> Manser, L. (2018). *Profile of Canadian Military Families: 2018 Regular and Reserve Force Demographics*. Ottawa, ON: Canadian Forces Morale and Welfare Services.

It is important to note that “dependant” is the term used by the Human Resources Management System to define any family member living with or dependent on the CAF personnel. Dependant, therefore, includes spouse, children (including daughter, son, step-daughter, step-son, foster child under the age of 18 and over 18 if still considered dependent on the CAF personnel), and others (including a wide variety of family relations such as dependent parents, siblings, grandchildren, nieces/nephews, etc.). It does not include children or other family members that have not been identified by CAF personnel as “dependant” (e.g. adult children, elderly parents who the CAF personnel may be caring for but not to the extent to identify them as a “dependant”, etc.). Therefore, the data for family members are likely to be underreported.

The data detailed in this report are from a specific point in time: August 2017. As military families change frequently – relocating to new locations due to postings, getting married, having babies, separating, etc. – these numbers can only provide a snapshot of the demographics of families as of August 2017. Minor changes to these demographics will occur every day.

There are also additional considerations and limitations of the data contained in this report. Many fields rely on the voluntary provision of source data as well as self-defined data (e.g. disabled dependant), therefore data are dependent on the military members’ reporting and may not be complete or timely.

The data from the forms are manually entered into the Human Resource Management Systems, and as such it is probable that there are data entry errors as well. The “dependant gender” field in particular showed abnormalities when examined closely. For example, a small number of records showed a mismatch between “dependant relationship” (e.g. son, daughter) and “dependant gender” (e.g. male, female), resulting in less than a 1% error rate of mismatched genders (e.g. male daughters and female sons), presumably the result of data entry errors.

Additionally, as the data in this report have been extracted from different sources within the Human Resources Management Systems (e.g. multiple different forms that CAF personnel fill out), not all forms are updated at the same time, and therefore it is probable that there is mismatched source data points due to the difference in time the various forms were completed and inputted into the system.

Finally, statistics for various population groups (e.g. RegF in and out of Canada, ResF, dependants, spouses, children, etc.) may vary across exhibits as a result of different data sources, missing data, and/or rounding. Additionally, percentages may not total to 100 due to rounding or missing data.





# PROFILE OF CANADIAN MILITARY FAMILIES

## 5. HOW MANY ARE THERE?

To provide effective support to military families, it is essential to understand how many family members there are. The demographics presented in this section detail the numbers of RegF and ResF personnel, in Canada and OUTCAN, with and without dependants, along with the number of dependants of those CAF personnel. RegF and ResF personnel are further broken down in terms of their numbers by marital status and parental status. RegF personnel posted in Canada are further broken down by gender and dependants. Finally, spouses and children of RegF personnel posted in Canada are broken down by gender.

## 5.1 TOTAL NUMBERS

As of August 2017, there were 66,472 RegF personnel with an additional 99,716 family members (spouses, children and other dependants<sup>3</sup>, and 47,135 ResF personnel with an additional 38,398 family members.

Overall, more than one-third (36%) of RegF personnel and less than two-thirds (62%) of ResF personnel are single without any dependants. Approximately two-thirds of RegF personnel (64%) and over one-third of ResF personnel (38%) have at least one dependant and/or spouse.

The following table breaks down RegF, ResF and family members by posting in Canada or OUTCAN.

Table 1: Total Numbers

	RegF In Canada	RegF OUTCAN	RegF Other <sup>4</sup>	ResF In Canada	ResF OUTCAN	ResF Other <sup>5</sup>
<b>MILITARY PERSONNEL:</b>						
Military Personnel Without Spouses / Dependants	23,029	824	70	28,822	72	198
Military Personnel With Spouses and/or Any Dependants <sup>6</sup>	40,240	2,138	171	17,942	65	36
<b>MILITARY PERSONNEL TOTAL</b>	<b>63,269</b>	<b>2,962</b>	<b>241</b>	<b>46,764</b>	<b>137</b>	<b>234</b>
<b>FAMILY MEMBERS:</b>						
Spouses	34,906	1,980	166	14,493	55	35
Children <sup>7</sup>	57,639	2,967	232	20,403	92	55
Other Dependants <sup>8</sup>	1,734	85	7	3,252	9	4
<b>FAMILY MEMBERS TOTAL</b>	<b>94,279</b>	<b>5,032</b>	<b>405</b>	<b>38,148</b>	<b>156</b>	<b>94</b>

TOTAL FORCE MILITARY PERSONNEL AND FAMILY MEMBERS (n=251,721)

<sup>3</sup> "Other Dependants" include a wide variety of family relations, including dependent parents, siblings, grandchildren, nieces/nephews, etc.

<sup>4</sup> "Other" indicates information is not in source data to be analysed.

<sup>5</sup> "Other" indicates information is not in source data to be analysed.

<sup>6</sup> "Any Dependants" includes children and other dependants (includes a wide variety of family relations, including dependent parents, siblings, grandchildren, nieces/nephews, etc.).

<sup>7</sup> "Children" includes daughter, son, step-daughter, step-son, foster child, all under the age of 18 or over 18 if still considered a dependant.

<sup>8</sup> "Other Dependants" include a wide variety of family relations, including dependent parents, siblings, grandchildren, nieces/nephews, etc.

Of the total 251,721 of total force military personnel and family members, just less than half are military personnel and just over half are all dependants.

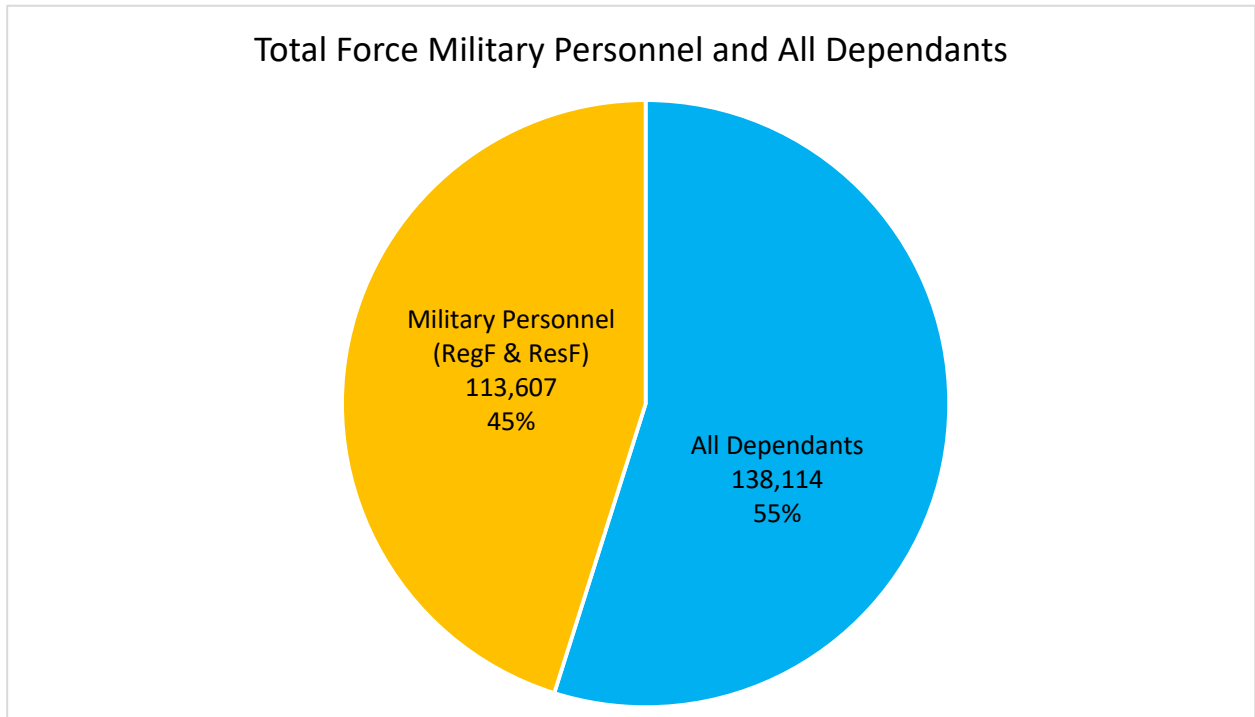


Figure 1: Total Force Military Personnel and Spouses and All Dependants

Of the total 166,188 of RegF military personnel and family members, 40% are military personnel and 60% are dependants.

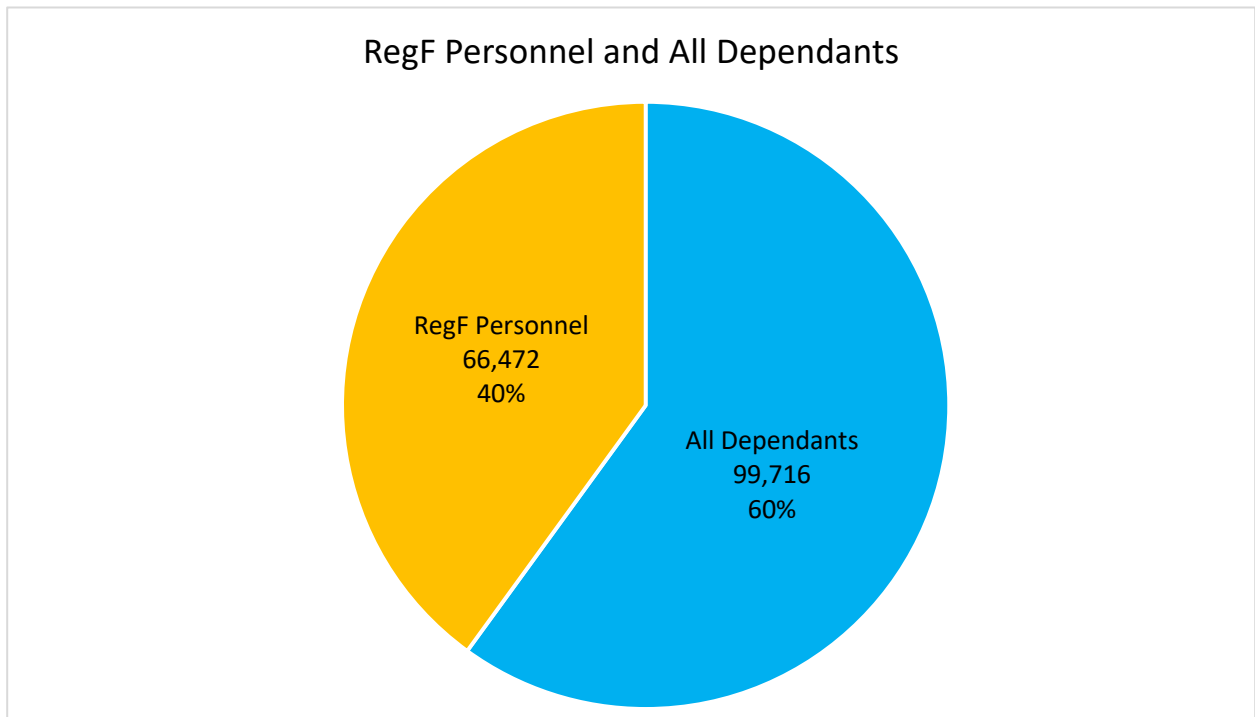


Figure 2: RegF Personnel and Spouses and All Dependants (In Canada and OUTCAN)

Similar percentages exist for RegF personnel posted in Canada. Of the 157,548 of RegF military personnel and family members posted in Canada, 40% are military personnel and 60% are dependants.

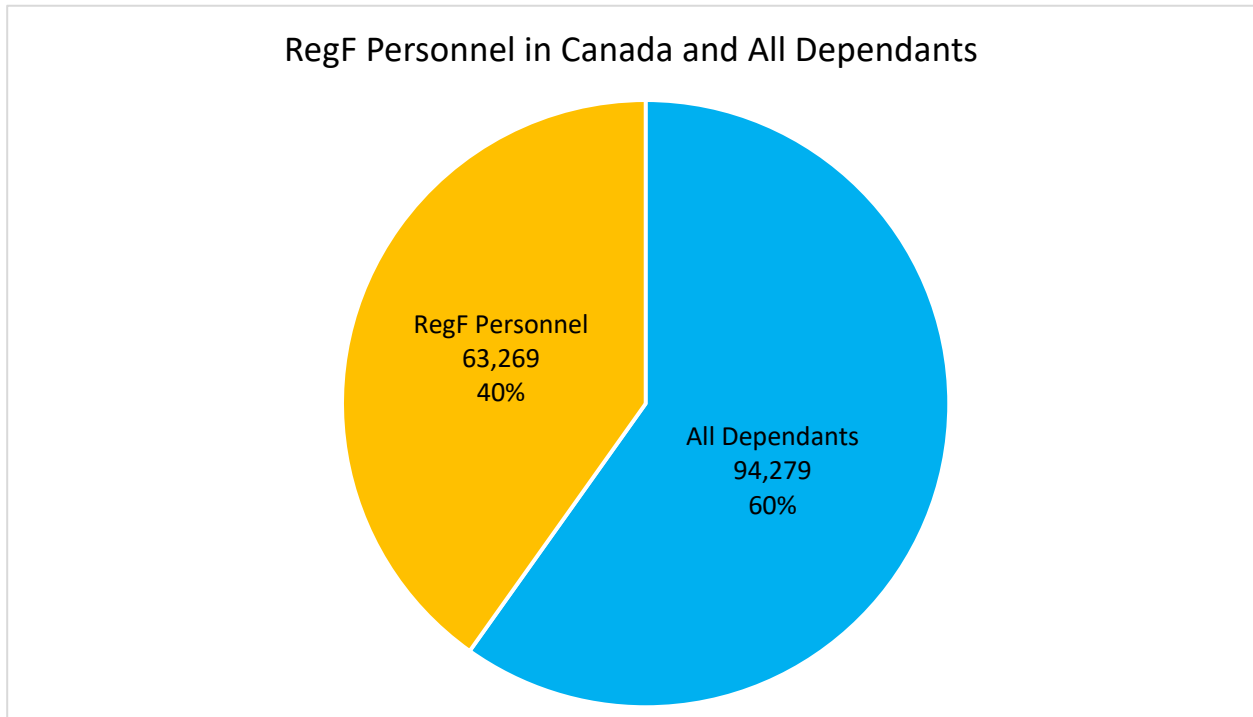


Figure 3: RegF Personnel in Canada and Spouses and all Dependants

Of all RegF personnel, there are 66,472 personnel, 37,052 spouses and 60,838 children.

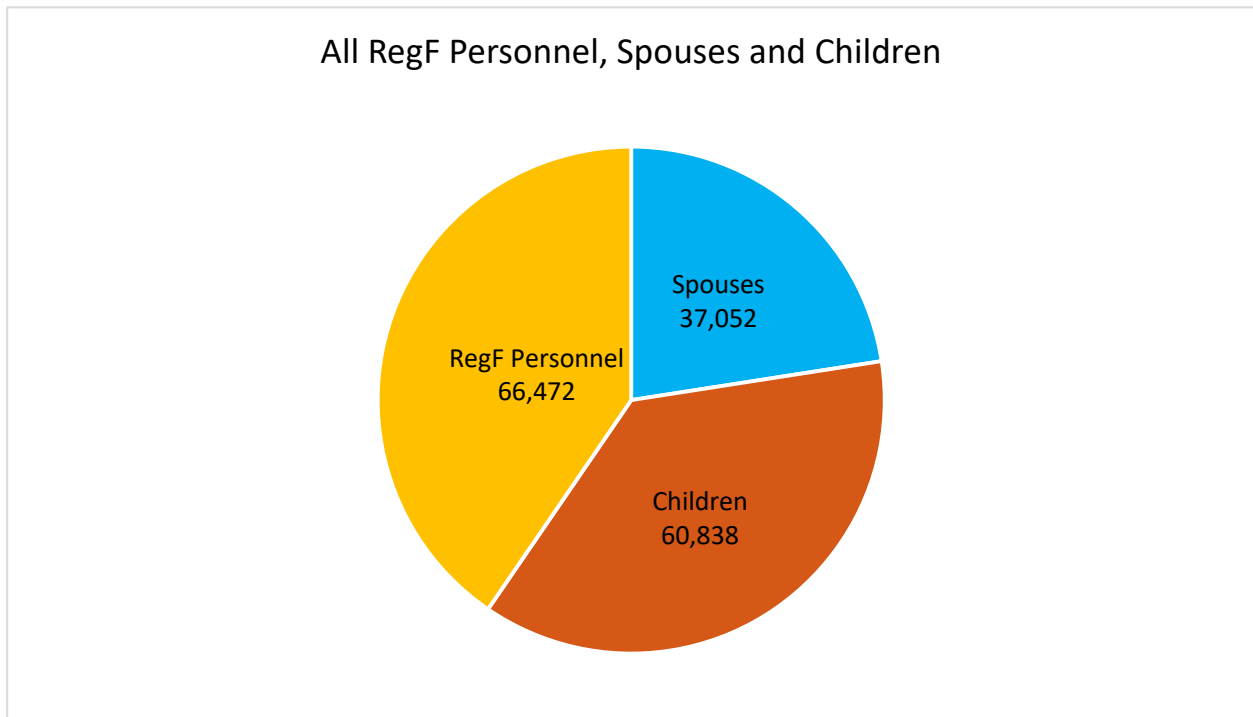


Figure 4: All RegF Personnel, Spouses and Children (In Canada and OUTCAN)

For those posted in Canada, there are 63,269 RegF personnel, 34,906 spouses and 57,639 children.

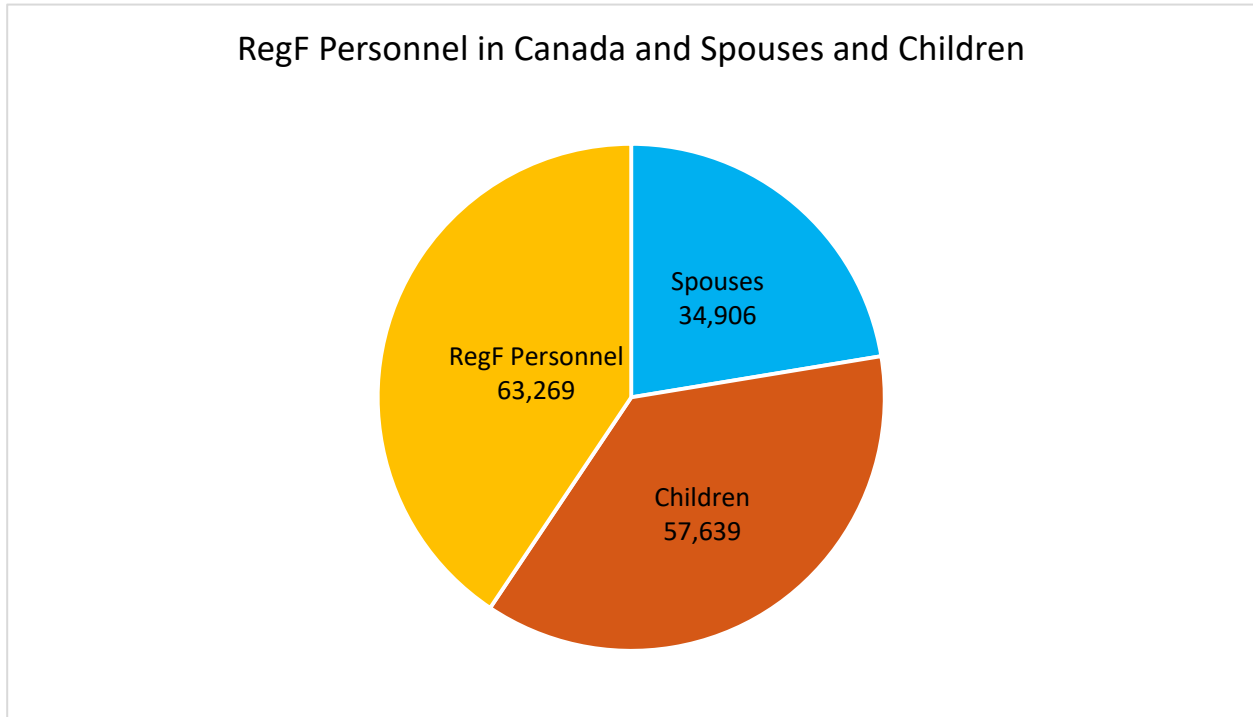


Figure 5: Number of RegF Personnel in Canada and their Spouses and Children

Of the 99,716 dependants of RegF military personnel posted in Canada and OUTCAN, 98% are spouses or children. The remaining 2% (n=1,826) are other dependent family members.

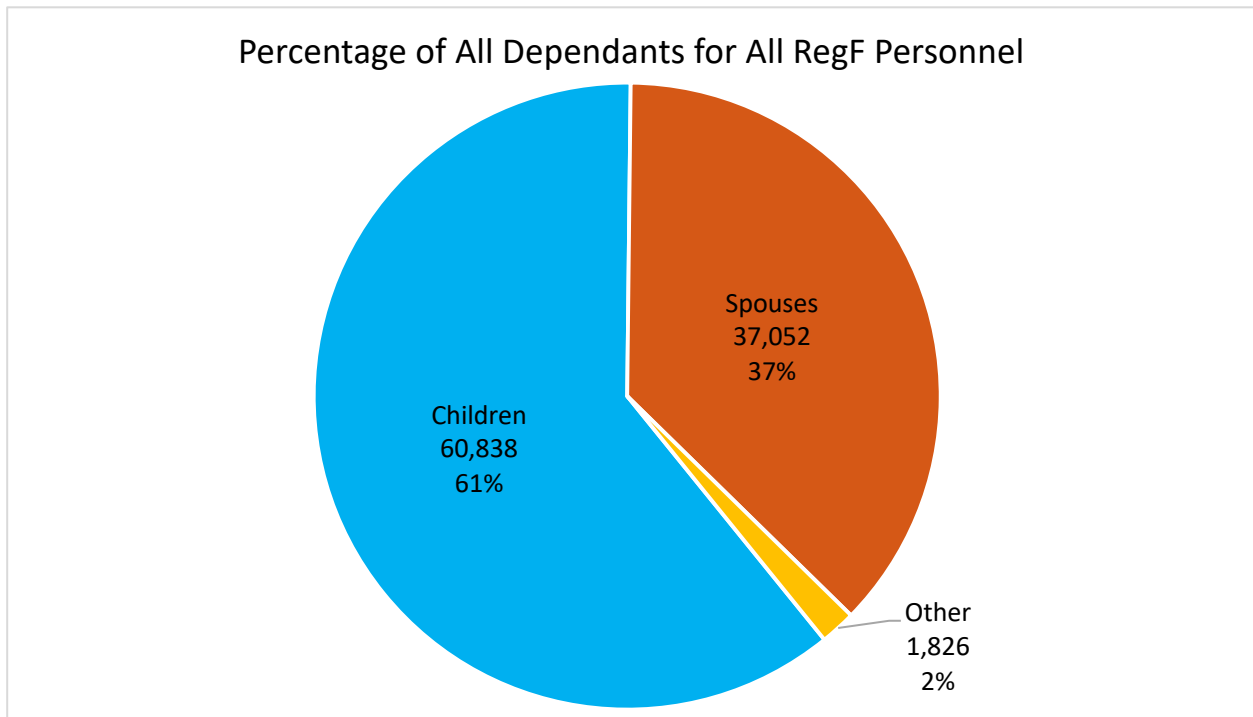


Figure 6: Percentage of All Dependants of All RegF Personnel (In Canada and OUTCAN)

For those posted in Canada, similar percentages exist between spouses, children and other dependants.

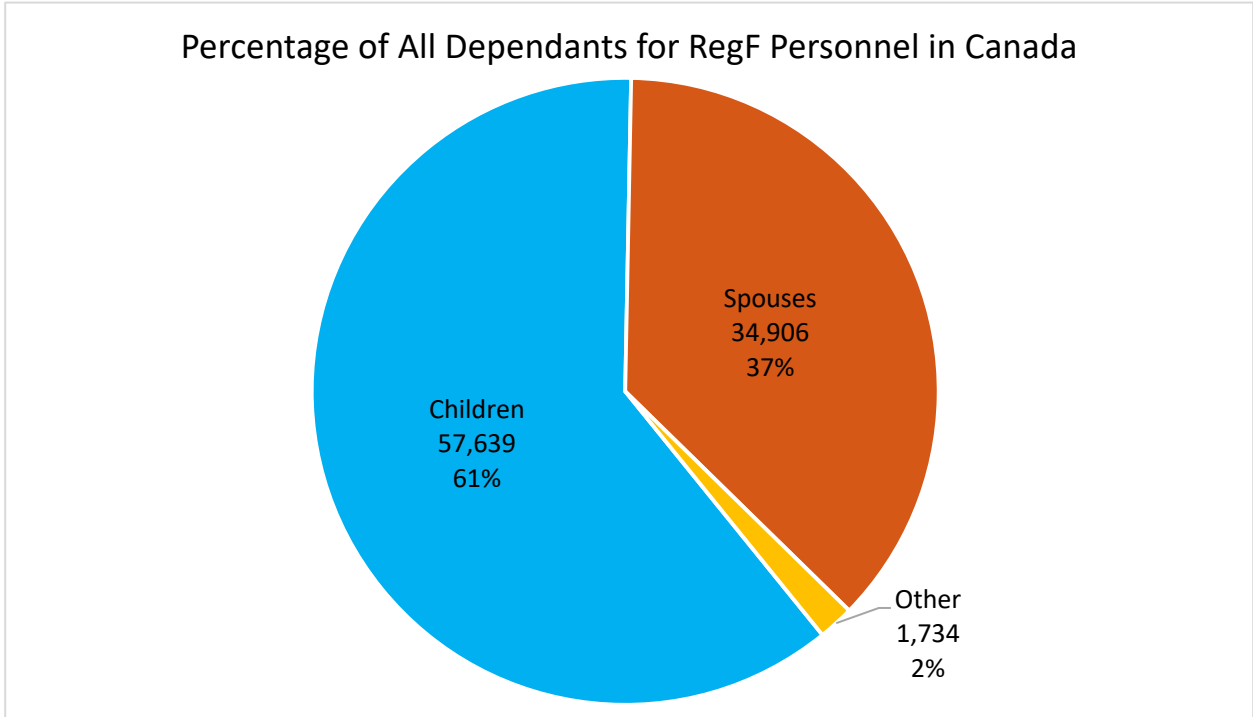


Figure 7: Percentage of all Dependants of RegF Personnel in Canada

### 5.3 MARITAL STATUS

Almost half (43%) of all RegF personnel posted in Canada and OUTCAN are single. Single includes RegF personnel who indicated their marital status was divorced, separated, widowed or single. It is important to note that the identifier “divorced” and “separated” reflect only how the CAF member indicated their marital at that specific point in time on the form. It is not reflective of anyone who has been divorced or separated in the past but is now remarried, in a new common-law relationship or has changed their marital status to “single”.

“Single with dependants” refers to RegF personnel who indicated that they are divorced (739), separated (1,495), widowed (64) or single (2,684) and have at least one dependant (e.g. children, parents, siblings, ex-spouses, etc.).

More than half (59%) of all RegF personnel (in Canada and OUTCAN) are in a legal relationship – married or common-law.

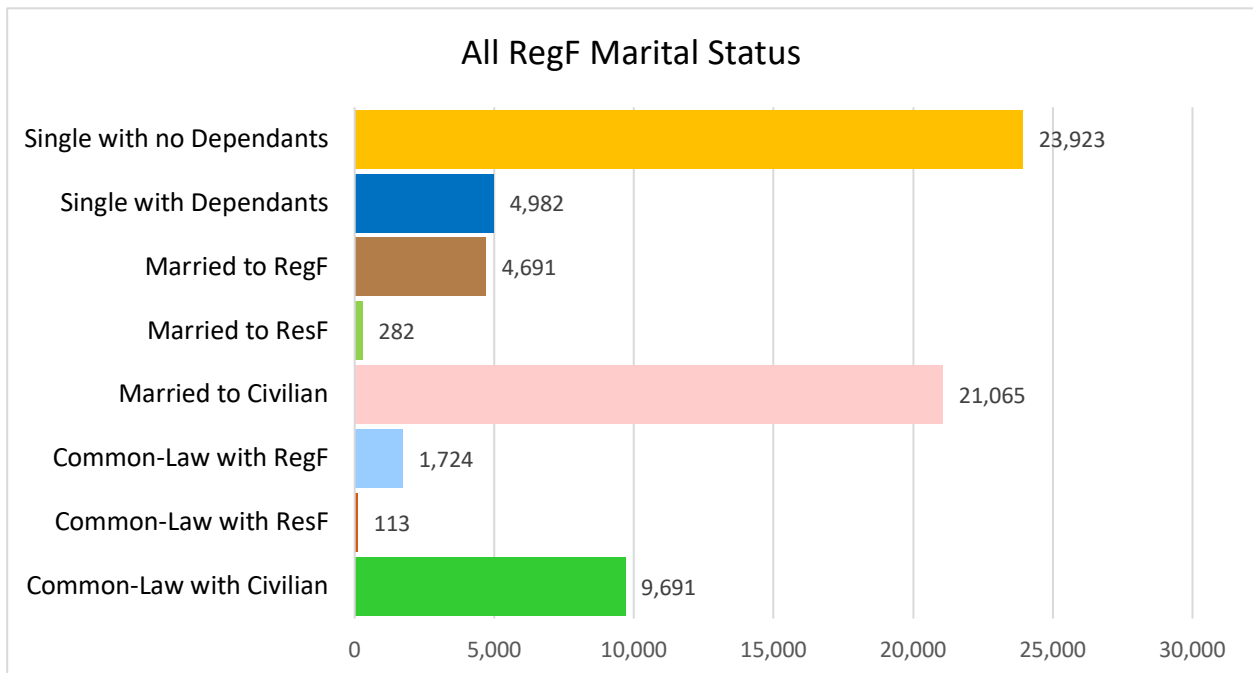


Figure 8: All RegF Marital Status (In Canada and OUTCAN)

For those RegF personnel posted in Canada, similar percentages exist. More than half (56%) of all RegF personnel posted in Canada are in a legal relationship – married or common-law.

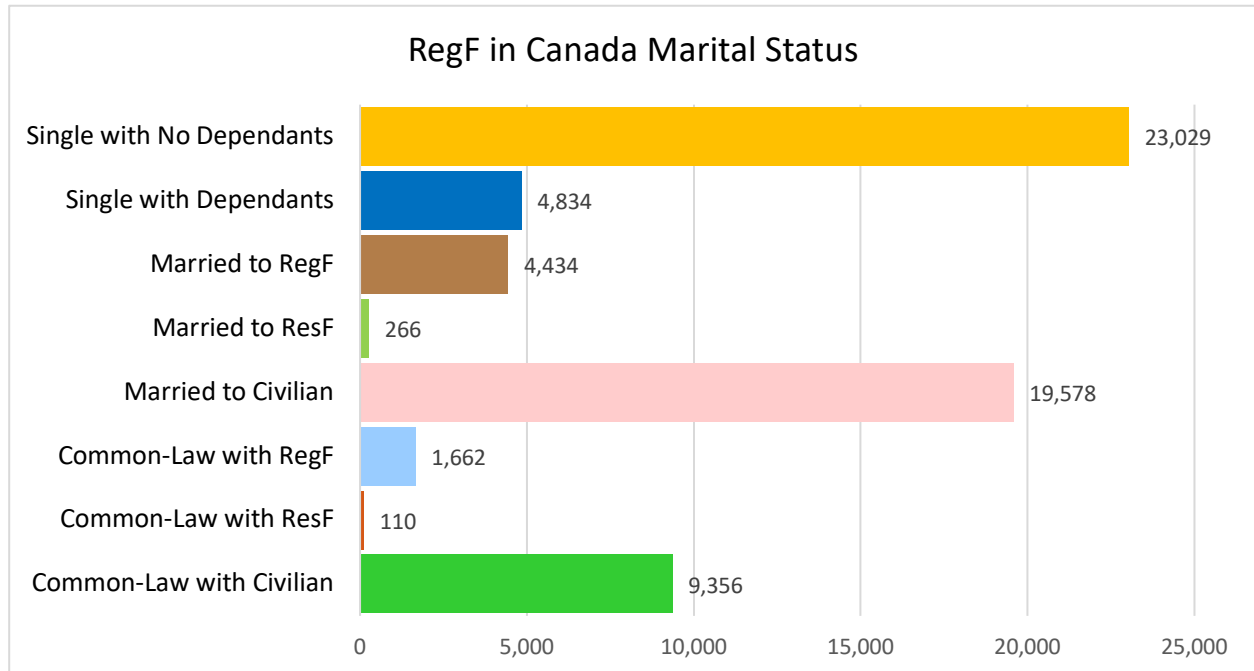


Figure 9: RegF Personnel in Canada by Marital Status



## 5.4 PARENTAL STATUS

Just over half (53%) of all RegF posted in Canada and OUTCAN do not have children. Just less than half (47%) of RegF personnel have children.

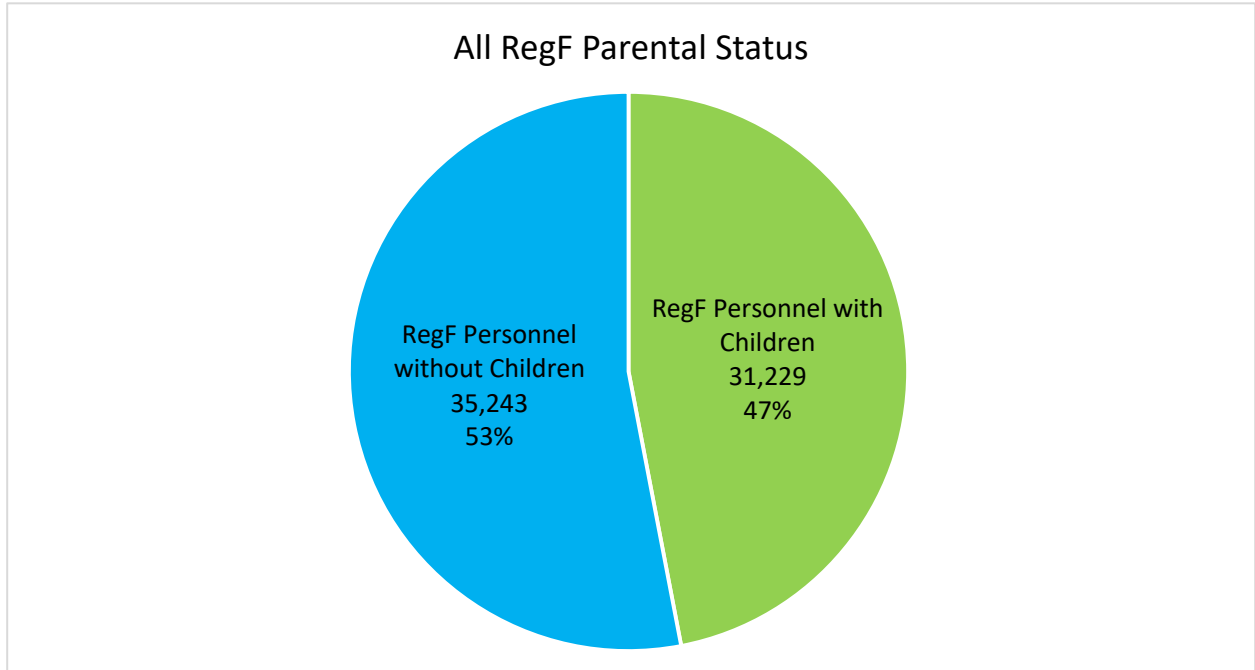


Figure 10: All RegF Personnel Parental Status (In Canada and OUTCAN)

Similar percentages exist for RegF personnel posted in Canada.




Figure 11: RegF Personnel in Canada Parental Status

Of those RegF personnel posted in Canada who have children (n=29,601) 15% are female RegF personnel and 85% are male RegF personnel, which is the same ratio as female to male for the total RegF.

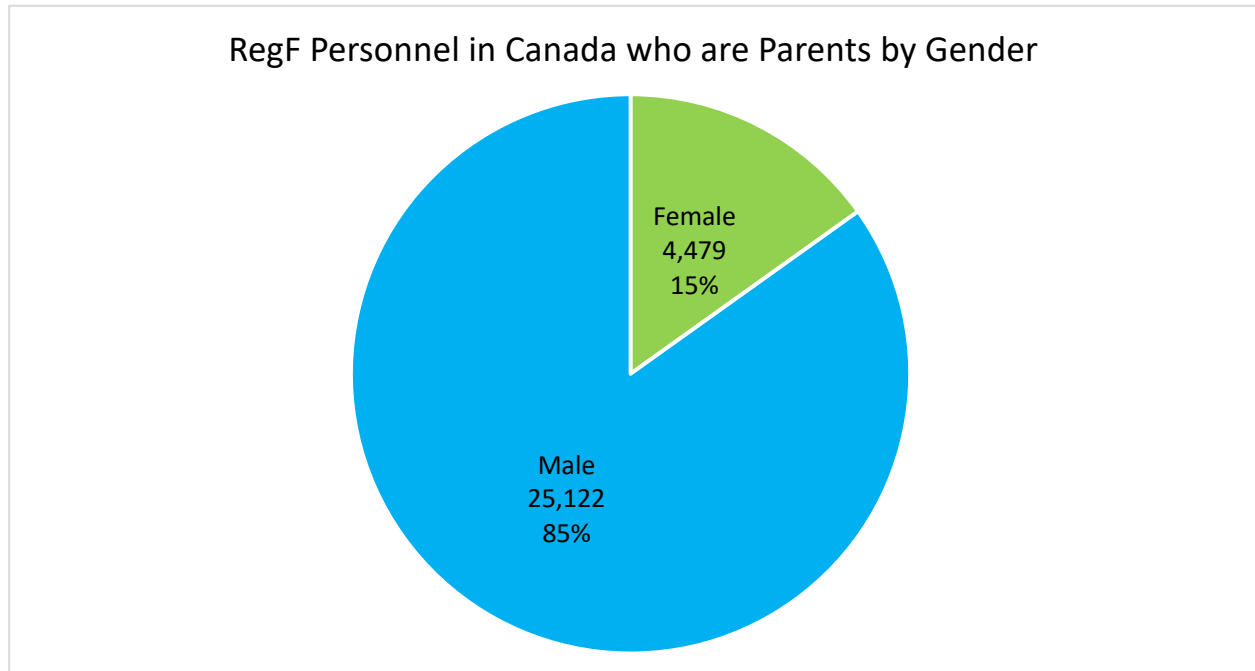


Figure 12: RegF Personnel in Canada who are Parents by Gender

Of those RegF personnel posted in Canada who have children (n=29,601), a higher percentage of female RegF members were single (22%) or in dual service couples (53%), then their male counterparts (12% and 9% respectively).

Table 2: Marital Status of RegF Personnel in Canada with Children by Gender

Marital Status	% of Female RegF With Children	% of Male RegF With Children	TOTAL
SINGLE	22%	12%	(4,055) 14%
MARRIED / COMMON-LAW TO CIVILIAN	24%	70%	(20,851) 70%
MARRIED / COMMON-LAW TO MILITARY MEMBER (PART OF A DUAL SERVICE COUPLE)	53%	9%	(4,695) 16%
<b>TOTAL</b>	<b>100%</b>	<b>100%</b>	<b>(29,601) 100%</b>

## 5.5 GENDER

Demographics in Section 5.4 are for RegF personnel posted in Canada only. OUTCAN and ResF demographics are detailed in a separate report.

It is important to note that data from forms are manually entered into the Human Resource Management Systems, and as such it is probable that there are data entry errors as well. The “dependant gender” field in particular showed abnormalities when examined closely. For example, a small number of records showed a mismatch between “dependant relationship” (e.g. son, daughter) and “dependant gender” (e.g. male, female), resulting in less than a 1% error rate of mismatched genders (e.g. male daughters and female sons), presumably the result of data entry errors.

The gender of the CAF members, however, did not show a similar type of data entry errors.

### 5.5.1 RegF Gender

Of all RegF personnel posted in Canada, 85% are male and 15% are female.

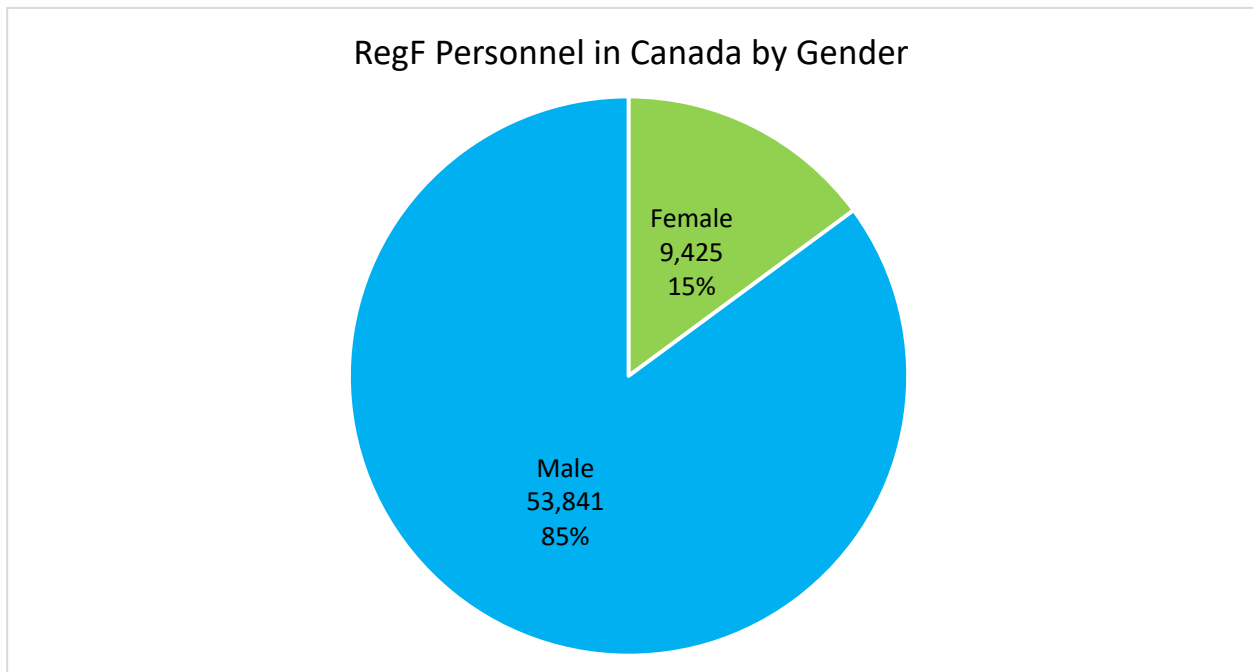


Figure 13: RegF Personnel in Canada by Gender

Of the 53,841 total of male RegF personnel, 33,921 have at least one dependant<sup>9</sup> whereas 19,920 have no dependants.

Of the 9,425 total of female RegF personnel, 6,319 have at least one dependant whereas 3,106 have no dependants.

<sup>9</sup> Dependant includes spouse, children (including daughter, son, step-daughter, step-son, foster child under the age of 18 and over 18 if still considered dependent on the CAF personnel), and others (including a wide variety of family relations such as dependent parents, siblings, grandchildren, nieces/nephews, etc.).

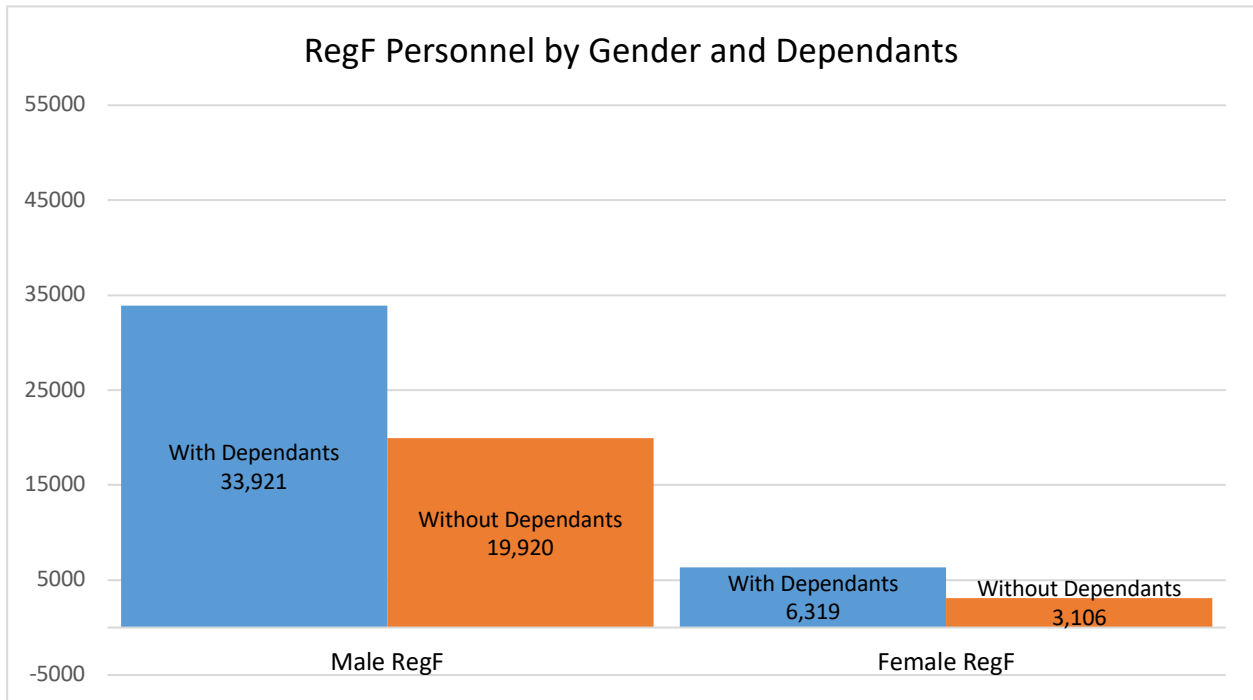


Figure 14: RegF Personnel in Canada by Gender and Dependents

Of all male RegF personnel, 63% have at least one dependant and 37% have no dependants.

A slightly higher percentage of all female RegF personnel have at least one dependant (67%), while one-third of female RegF personnel have no dependants.

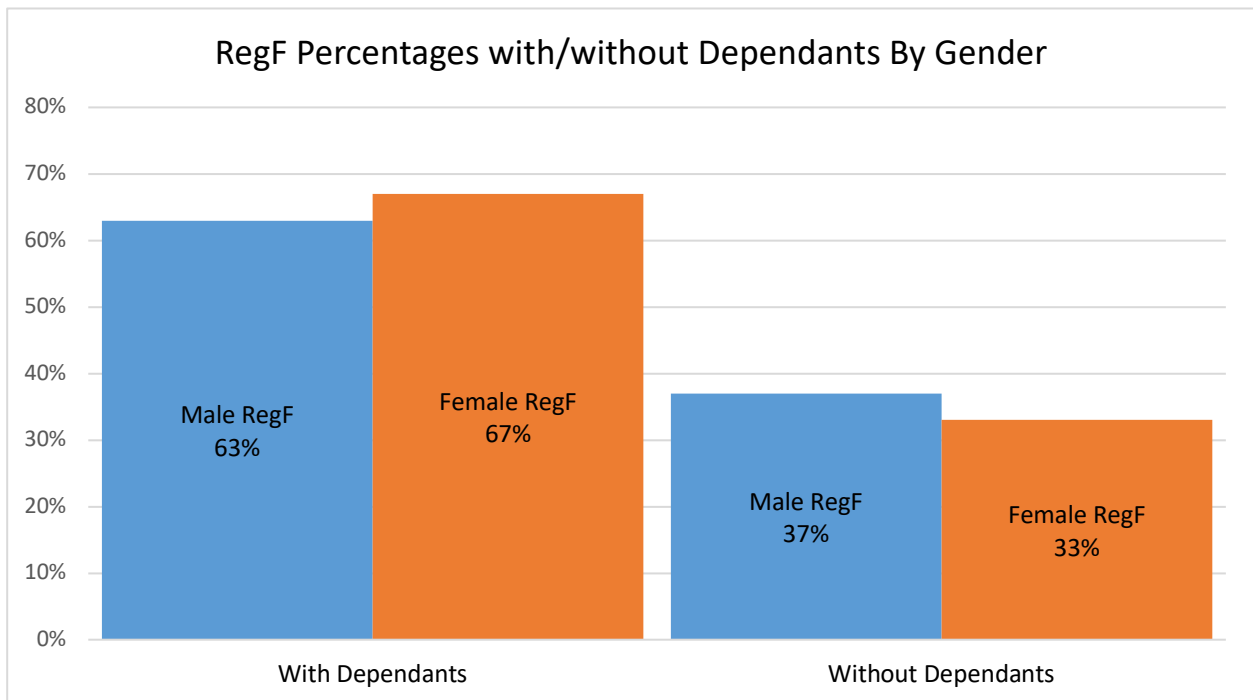


Figure 15: RegF Personnel in Canada Percentages With/Without Dependents by Gender

Of those RegF personnel posted in Canada with any dependant (n=40,240), a higher percentage of female RegF members were single (18%) or in dual service couples (53%), than their male counterparts (11% and 9% respectively).

Table 3: Marital Status of RegF Personnel with Any Dependand in Canada by Gender

Marital Status	% of Female RegF With Dependants	% of Male RegF With Dependants
SINGLE	18%	11%
MARRIED / COMMON-LAW TO CIVILIAN	29%	80%
MARRIED / COMMON-LAW TO MILITARY MEMBER (PART OF A DUAL SERVICE COUPLE)	53%	9%
<b>TOTAL</b>	<b>100%</b>	<b>100%</b>

For those RegF personnel posted in Canada with any dependant (n=40,240), a higher proportion of female RegF members have caregiver responsibilities with additional stressors compared to the overall RegF female-to-male ratio (15% to 85%).

Table 4: RegF Personnel in Canada with any Dependand by Unique Caregiver Responsibilities and Gender

Unique Caregiver Responsibilities	% of Female RegF With Dependants	% of Male RegF With Dependants
SINGLE PARENT	24%	76%
CARING FOR DISABLED CHILD	28%	72%
CARING FOR DEPENDENT PARENT	24%	76%
<b>REGF FEMALE-TO-MALE RATIO</b>	<b>15%</b>	<b>85%</b>

Of those RegF personnel posted in Canada who have children (n=29,601), 15% are female RegF personnel and 85% are male RegF personnel, which is the same ratio for female-to-male for the total RegF.

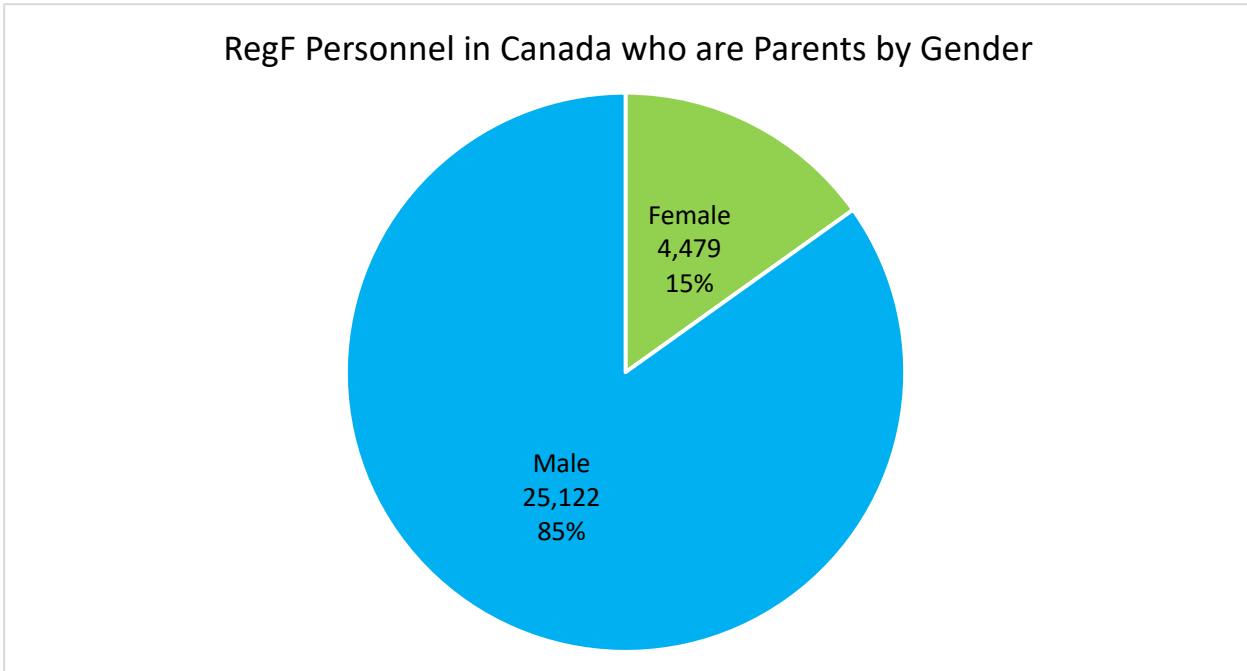


Figure 16: RegF Personnel in Canada who are Parents by Gender

## 5.5.2 Spouse Gender

Of all spouses of RegF personnel posted in Canada (n=34,906), the vast majority are female. These ratios (female = 84%, male = 16%) are similar mirror percentages as the gender of RegF personnel (female = 15%, male = 85%).

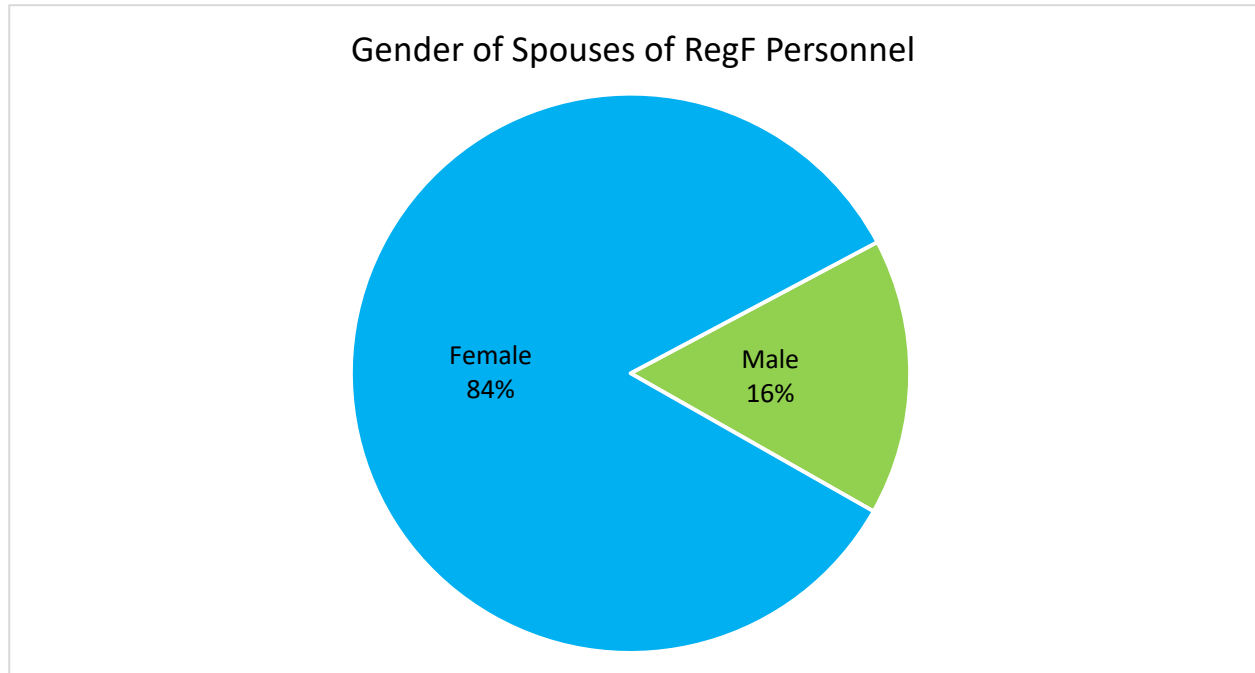


Figure 17: Gender of Spouses of RegF Personnel in Canada

### 5.5.3 Child Gender

There is a fairly even split among the gender of children of RegF personnel posted in Canada.

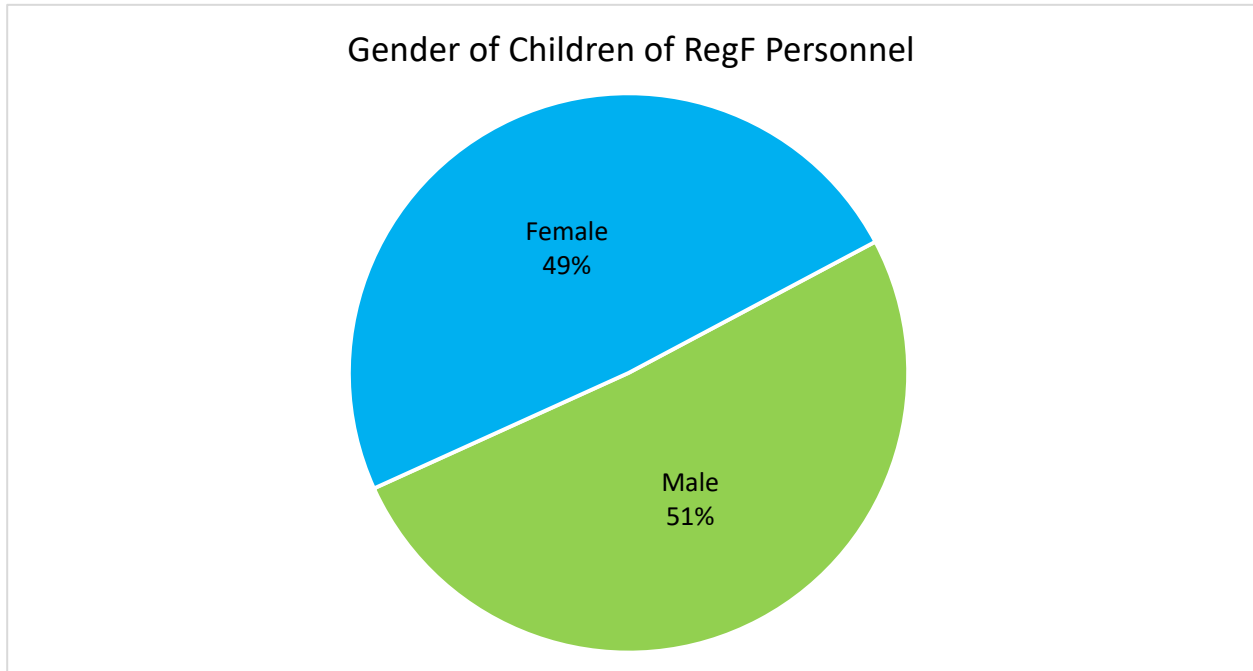


Figure 18: Gender of Children of RegF Personnel in Canada





## 6. WHERE DO THEY LIVE?

Demographics in Section 6 are for RegF personnel posted in Canada only. OUTCAN and ResF demographics are detailed in a separate report.

To provide effective support to military families, it is essential to understand where military family members live. The demographics presented in this section detail the numbers of RegF personnel posted in Canada, with and without dependants, along with the number of dependants of those CAF personnel, by province / territory and by base / wing / unit support department.

As child and youth supports are a major component of military family services, the age groupings of children and youth are also broken down by province / territory and by base / wing / unit support department.

Additionally, numbers are presented for those RegF personnel posted in Canada and their dependants who are affected by Imposed Restrictions, where that demographic data exists.

## 6.1 PROVINCES

The following charts and tables provide a breakdown of spouses and dependent children by province / territory. There is not source data for the province / territory of all dependants, therefore totals do not match total numbers of all CAF personnel posted in Canada.

Overall, almost 40% of all RegF personnel, spouses and children live in Ontario.

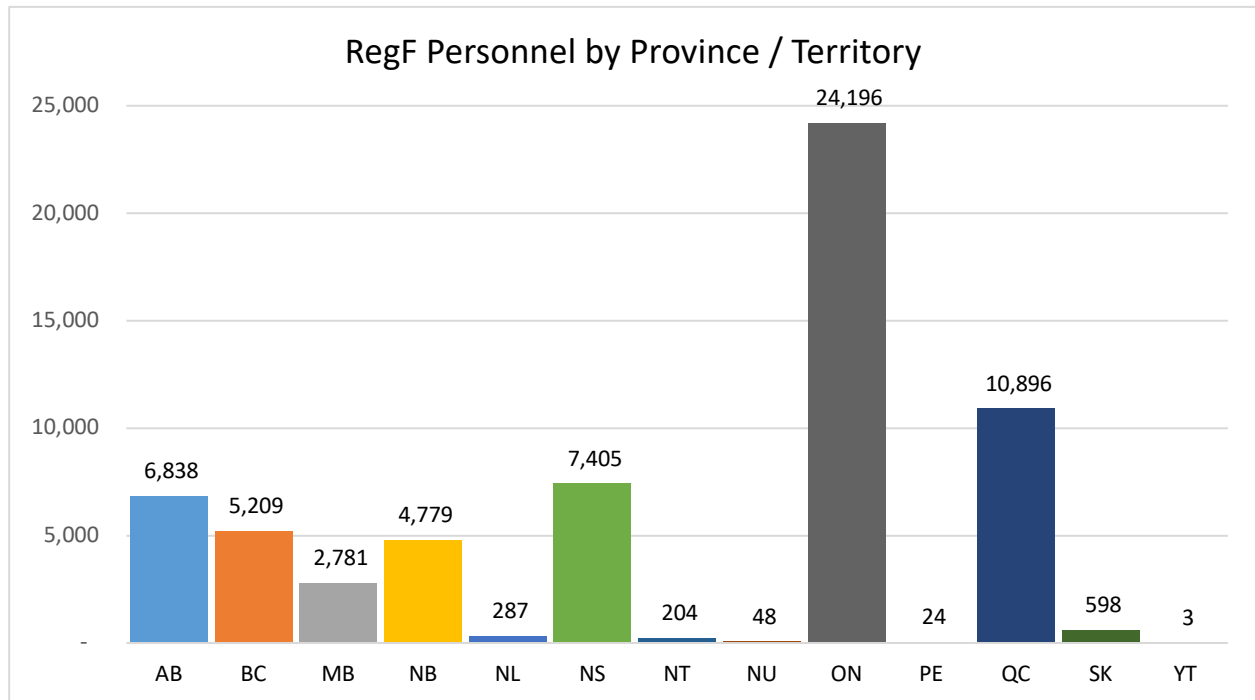


Figure 19: Numbers of RegF Personnel in Canada by Province / Territory

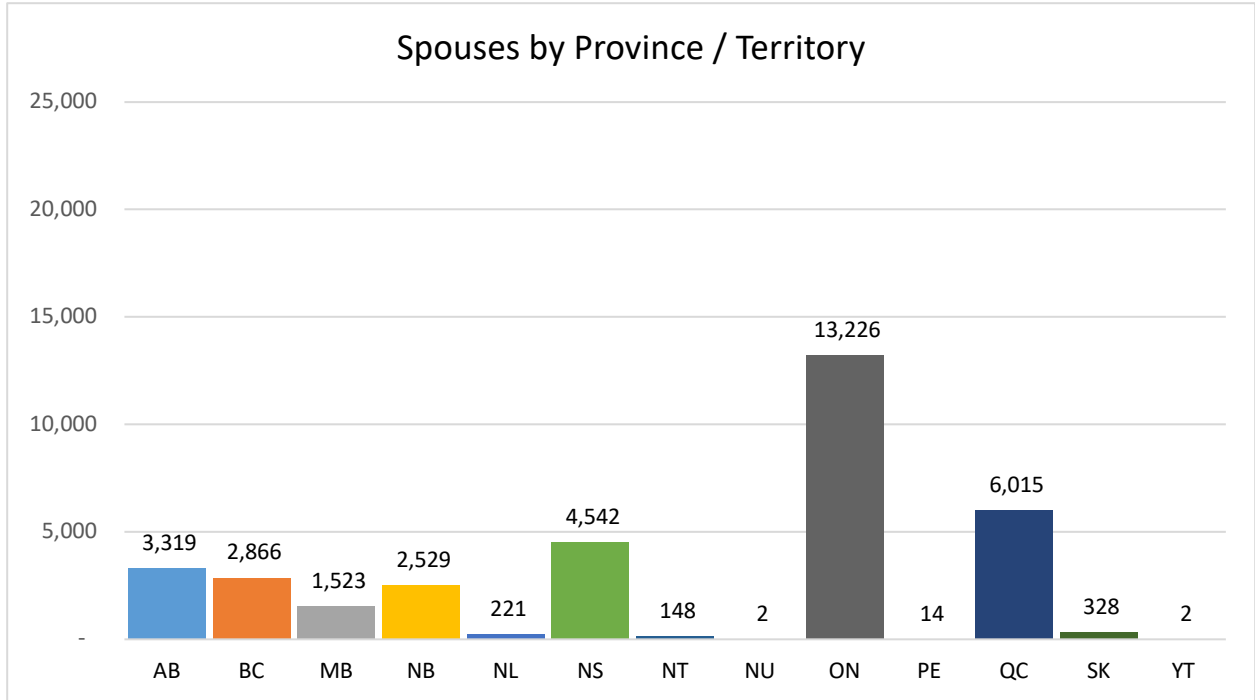


Figure 20: Numbers of Spouses of RegF Personnel in Canada by Province / Territory

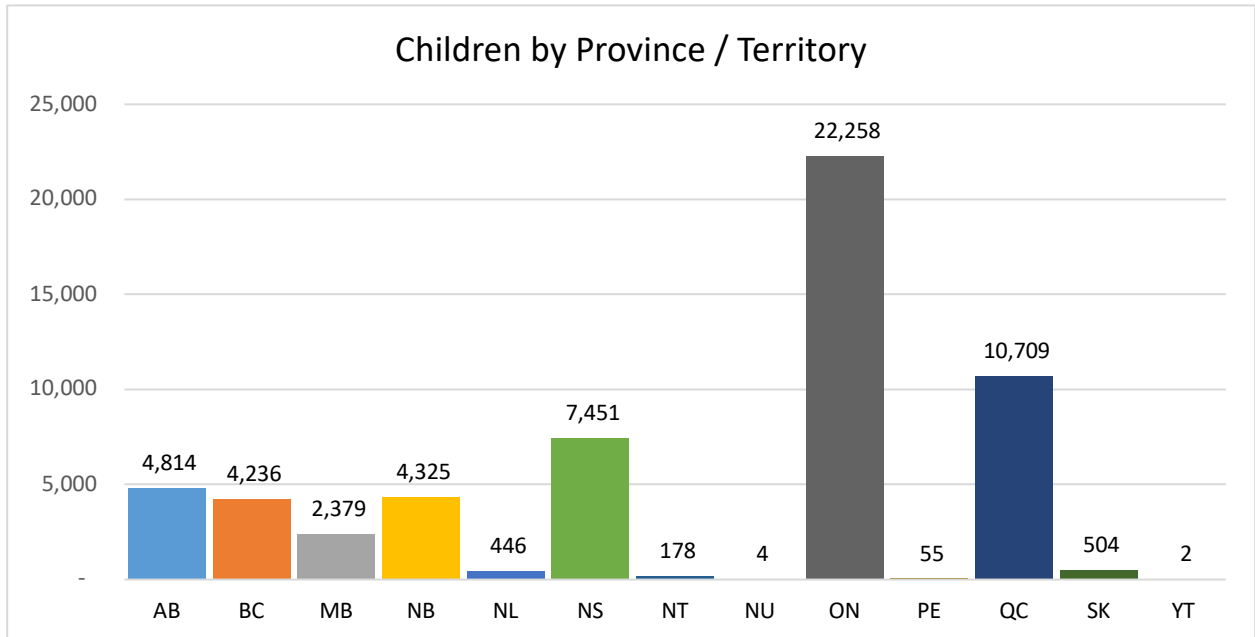


Figure 21: Numbers of Children of RegF Personnel in Canada by Province / Territory

The following heat map table details the number of children of RegF personnel in Canada by the child's age range and by their province / territory. Overall, the highest numbers of children are between the ages of 0-12 living in Ontario.

Table 5: Numbers of Children of RegF Personnel in Canada by Province / Territory and Age Range

Age Range of Children	Numbers by Province / Territory												
	AB	BC	MB	NB	NL	NS	NT	NU	ON	PE	QC	SK	YT
A: 0-5	1,752	1,382	830	1,540	126	2,213	60	2	7,053	5	3,927	208	
B: 6-12	1,624	1,358	773	1,492	161	2,532	69	2	7,525	11	3,606	161	
C: 13-18	879	834	438	802	87	1,482	48		4,370	25	1,942	71	1
D: 19-25	456	507	284	421	60	1,017	1		2,853	13	1,106	59	1
E: 26-29	69	84	36	37	9	124			295		83	2	
F: 30-34	20	15	8	1	1	21			54	1	19	1	

Almost 40% of all RegF personnel posted in Canada and all their dependants live in Ontario.

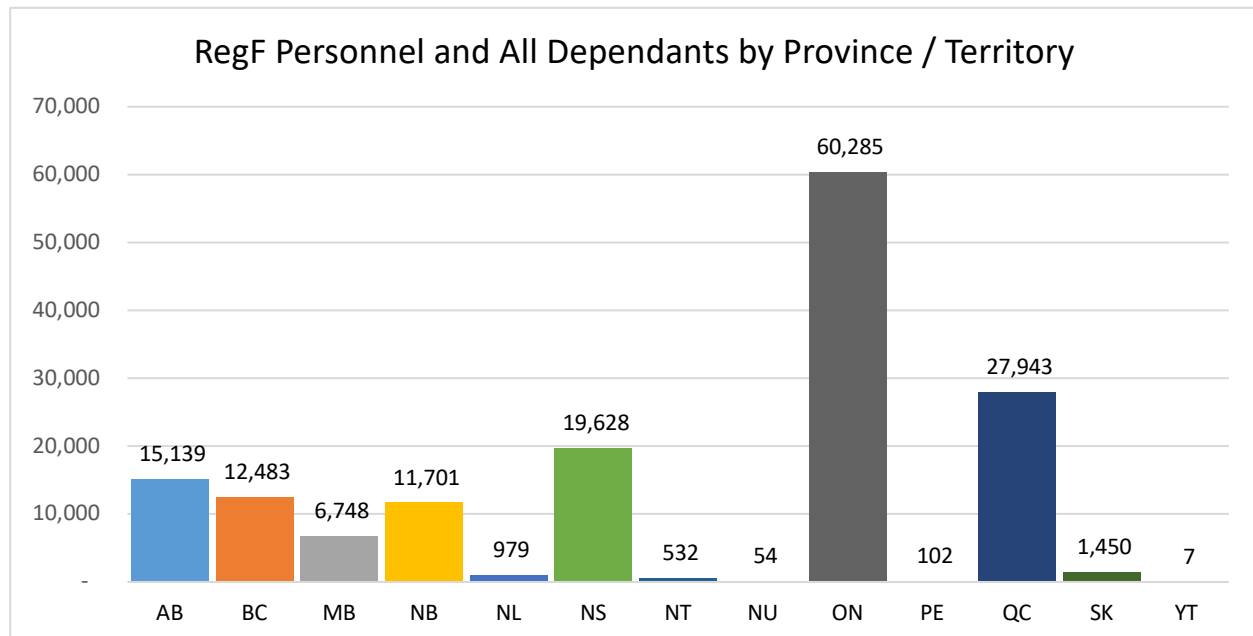


Figure 22: Numbers of RegF Personnel in Canada and All Dependants by Province / Territory

The following table compares the military family population as a percentage of the total provincial / territorial population. Nova Scotia has the highest percent of military family members at 2% of the total provincial population.

Table 6: Numbers of RegF Personnel in Canada and All Dependents by Province / Territory Compared to Provincial Populations

Province / Territory	RegF Personnel and Dependents	Total Provincial Population <sup>10</sup>	% of Population
AB	15,139	4,067,175	0.37%
BC	12,483	4,648,055	0.27%
MB	6,748	1,278,365	0.53%
NB	11,701	747,101	1.57%
NL	979	519,716	0.19%
NS	19,628	923,598	2.13%
NT	532	41,786	1.27%
NU	54	35,944	0.15%
ON	60,285	13,448,494	0.45%
PE	102	142,907	0.07%
QC	27,943	8,164,361	0.34%
SK	1,450	1,098,352	0.13%
YT	7	35,874	0.02%
<b>TOTALS</b>	<b>157,051</b>	<b>35,151,728</b>	<b>0.45%</b>

<sup>10</sup> Source of population numbers (2016): <https://www.statcan.gc.ca/pub/12-581-x/2017000/pop-eng.htm>.

## 6.2 BASES AND WINGS

The following table details the number of RegF, spouses, children and other dependants by base / wing / unit support department. Almost one-third of all military family members are located in CFSU Ottawa, CFB Halifax and 2CDSB Valcartier which have the highest percentages of military family members (13%, 10% and 9% respectively).

It is important to note that the base support department is connected to the military member's location. Therefore, in a small percentage of cases, if the military member is not living with the family (e.g. on Imposed Restriction), the family members may not actually be supported by the military member's base support department, and possibly by service providers at another base support department.

It is also important to note that the base support department detailed below does not differentiate between local geographical regions. For instance, the numbers listed below for 4 CDSB Petawawa Det Toronto include all members supported by this department, but they and their families live not only in Toronto, but in towns and cities all across southwestern Ontario.

Table 7: Numbers of All RegF Personnel in Canada and all Dependents by Base Support Department

Base Support Department	RegF Without Dependant	RegF with Dependant	Spouses	Children	Other Dependant	Total
(0002) CFSU (OTTAWA)	1,229	5,418	4,804	8,326	233	20,010
(0100) CFB Halifax	1,900	4,082	3,496	5,629	188	15,295
(0106) 2 CDSB Valcartier	2,296	3,557	2,991	5,156	94	14,094
(0107) 4 CDSB Petawawa	1,914	3,132	2,607	4,656	186	12,495
(0105) 5 CDSB Gagetown	1,862	2,937	2,541	4,369	71	11,780
(0127) 3 CDSB Edmonton	2,056	2,447	2,103	3,088	117	9,811
(0103) CFB Esquimalt	1,587	2,508	2,123	3,223	205	9,646
(0114) CFB Kingston	1,985	1,959	1,715	2,909	86	8,654
(0125) CFB Trenton	732	2,024	1,788	2,967	72	7,583
(0113) CFB Borden	1,290	1,710	1,480	2,454	52	6,986
(6399) CANSOFCOM HQ	432	1,394	1,254	2,024	41	5,145
(0117) CFB Winnipeg	484	1,209	1,105	1,755	38	4,591
(3380) 2 CDSB Valcartier, Det St-Jean	1,394	929	798	1,298	42	4,461
(0134) CFB Cold Lake	757	1,118	1,024	1,406	34	4,339
(0102) CFB Greenwood	357	1,071	940	1,666	44	4,078
(0138) CFB Bagotville	419	885	765	1,239	78	3,386
(3536) 4 CDSB Petawawa, Det Toronto	372	746	654	1,111	21	2,904

<b>Base Support Department</b>	<b>RegF Without Dependant</b>	<b>RegF with Dependant</b>	<b>Spouses</b>	<b>Children</b>	<b>Other Dependant</b>	<b>Total</b>
(0118) CFB Shilo	629	634	545	904	40	2,752
(0133) CFB Comox	320	670	607	824	21	2,442
(0130) 2 CDSB Valcartier, Det Montréal	228	651	542	958	29	2,408
(6428) 3 CDSB Edmonton, Det Wainwright	287	357	316	548	9	1,517
(0135) CFB North Bay	150	258	224	380	15	1,027
(0121) CFB Moose Jaw	224	234	214	301	6	979
(0213) CFB Gander	34	83	72	114	3	306
(0139) CFS St John's	25	76	66	109	2	278
(0142) CFB Suffield	40	66	54	95	6	261
(0123) CFB Goose Bay	17	51	48	81	1	198
(1568) JTFN HQ	8	30	26	42	-	106
Not in Source Data	1	3	3	6	-	13
(3162) 3 CSU	-	1	1	1	-	3
<b>TOTALS</b>	<b>23,029</b>	<b>40,240</b>	<b>34,906</b>	<b>57,639</b>	<b>1,734</b>	<b>157,548</b>

The following heat map table details the number of children of RegF personnel in Canada by the child's age range and by the RegF member's base support department. Overall, the highest numbers of children are between the ages of 0-12 at CFSU Ottawa, CFB Halifax, 2 CDSB Valcartier and 4 CDSB Petawawa.

Table 8: Age Range of Dependent Children of RegF Personnel in Canada by Base Support Department

Base Support Department	Age Range of Dependent Children							Total
	0-5	6-12	13-18	19-24	25-29	30-34	Other	
(0002) CFSU (OTTAWA)	2,019	2,535	1,933	1,578	181	44	36	8,326
(0100) CFB Halifax	1,655	1,920	1,114	761	101	15	63	5,629
(0106) 2 CDSB Valcartier	2,140	1,729	861	397	22	4	3	5,156
(0107) 4 CDSB Petawawa	1,899	1,614	741	359	27	3	13	4,656
(0105) 5 CDSB Gagetown	1,567	1,519	778	430	33	3	39	4,369
(0103) CFB Esquimalt	1,050	996	645	403	64	13	52	3,223
(0127) 3 CDSB Edmonton	1,087	1,072	589	290	36	5	9	3,088
(0125) CFB Trenton	905	1,081	571	343	39	7	21	2,967
(0114) CFB Kingston	834	975	622	420	51	4	3	2,909
(0113) CFB Borden	783	859	477	281	29	3	22	2,454
(6399) CANSOFCOM HQ	764	714	353	168	17	2	6	2,024
(0117) CFB Winnipeg	509	537	352	293	43	11	10	1,755
(0102) CFB Greenwood	532	592	320	183	30	8	1	1,666
(0134) CFB Cold Lake	582	479	217	116	5	4	3	1,406
(3380) 2 CDSB Valcartier, Det St-Jean	458	455	260	113	4		8	1,298
(0138) CFB Bagotville	490	430	202	101	7		9	1,239
(3536) 4 CDSB Petawawa Det Toronto	372	372	195	142	12	9	9	1,111
(0130) 2 CDSB Valcartier Det Montréal	312	341	190	101	9	2	3	958
(0118) CFB Shilo	376	297	147	78	4		2	904
(0133) CFB Comox	279	283	146	98	9	2	7	824
(6428) 3 CDSB Edmonton, Det Wainwright	164	196	117	59	9	2	1	548
(0135) CFB North Bay	102	151	75	38	10	2	2	380
(0121) CFB Moose Jaw	139	92	41	25	3	1		301
(0213) CFB Gander	37	44	20	12	1			114
(0139) CFS St John's	37	37	22	11	2			109
(0142) CFB Suffield	28	24	21	19	1	1	1	95
(0123) CFB Goose Bay	26	37	10	8				81
(1568) JTFN HQ	12	18	9	3				42
Not In Source Data	3	3						6
(3162) 3 CSU	1							1
<b>Total</b>	<b>19,162</b>	<b>19,402</b>	<b>11,028</b>	<b>6,830</b>	<b>749</b>	<b>145</b>	<b>300</b>	<b>57,639</b>



## 6.4 IMPOSED RESTRICTIONS

In some cases, military members may request an unaccompanied posting (Imposed Restriction) where they move on their own for the posting but their family remains at their current location. The CAF expects that its members will relocate their families when posted to a new location, but they recognize that there are factors and circumstances that may temporarily require the member to elect to be separated from the family and proceed unaccompanied to the new place of duty. Reasons for approving Imposed Restrictions include, but are not limited to:

- Domestic – uprooting of a family outside of the Annual Posting season;
- Education – disrupting children during an academic year or during a period of high school;
- Financial – breaking of a lease, inability to rent or sell a home, or when a working spouse wishes to continue current employment;
- Medical or dental – ongoing medical or dental treatment;
- Courses – where a member is posted on a course;
- Posting notice – when less than 90 days warning is provided for a posting;
- Retirement – members who are within two years of reaching compulsory retirement age; and
- Cost of living – members are posted to high cost locations.

It is important to note that while the numbers of CAF personnel and families affected by Imposed Restrictions appear low, there was no source data on Imposed Restriction Status for the majority of CAF RegF personnel with dependants, so it is unclear if no data was entered unless they were on Imposed Restriction, or if there was missing data. The following data should therefore be interpreted as preliminary and exploratory until further research can be conducted to better confirm the actual numbers on Imposed Restrictions.

A higher percentage of RegF personnel on Imposed Restriction are over the age of 45 (56%) as compared to the total percentage of RegF personnel in Canada over the age of 45 (18%).

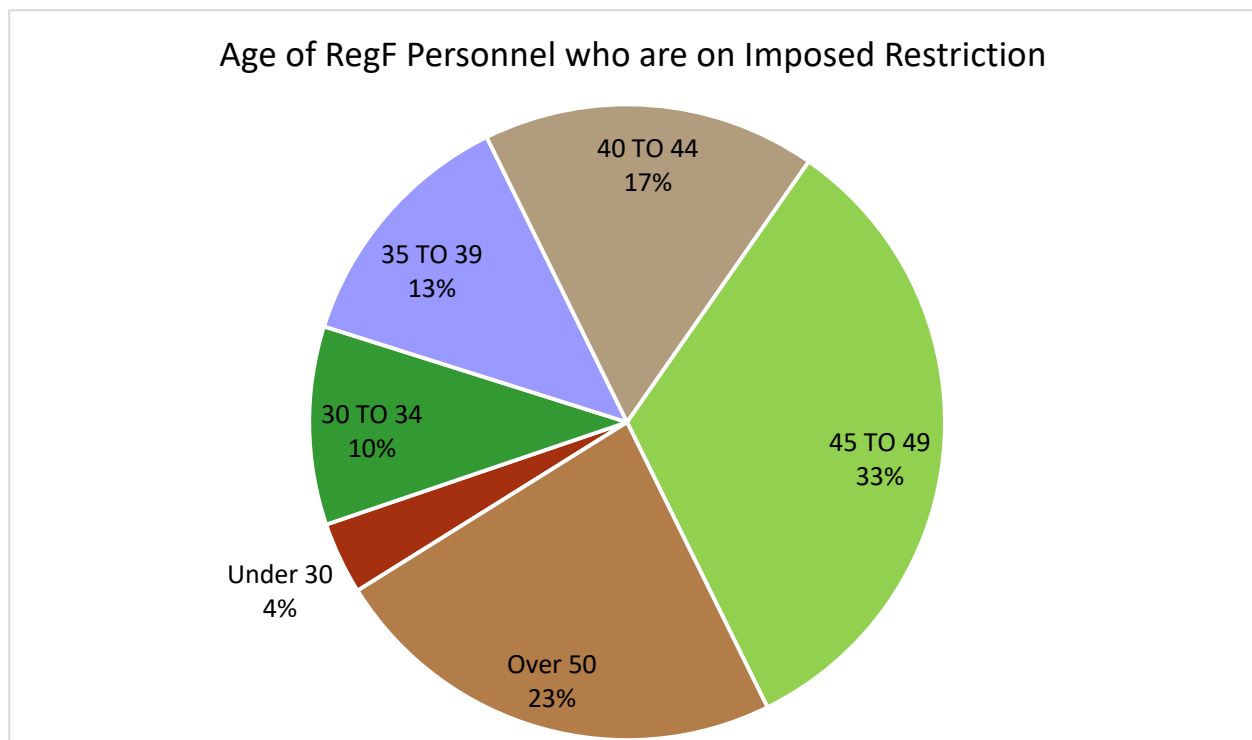


Figure 23: Age of RegF Personnel in Canada who are on Imposed Restriction

Similarly, a higher percentage of RegF personnel in Canada who are on Imposed Restriction have served more than 26 years.

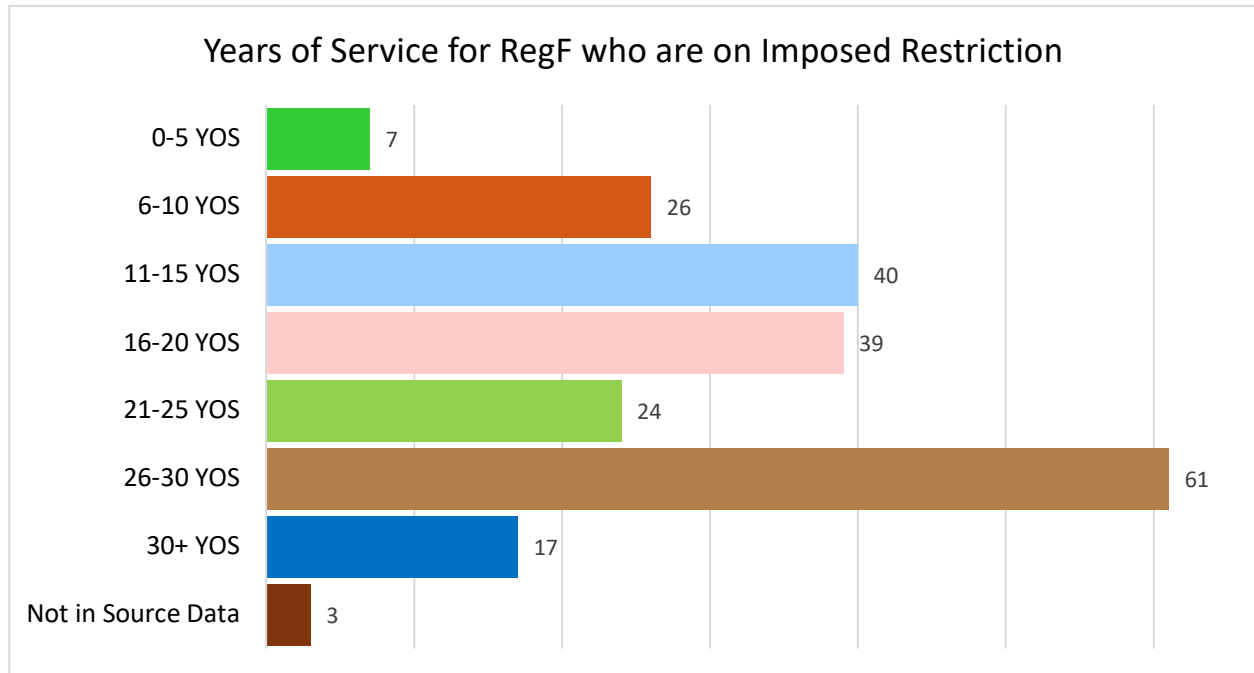


Figure 24: RegF Personnel in Canada who are on Imposed Restriction by Years of Service

For those RegF personnel posted in Canada with any dependant (n=40,240), a higher proportion of male RegF members were on Imposed Restrictions (94%) then female (6%), compared to the overall RegF male-to-female ratio (85% to 15%).

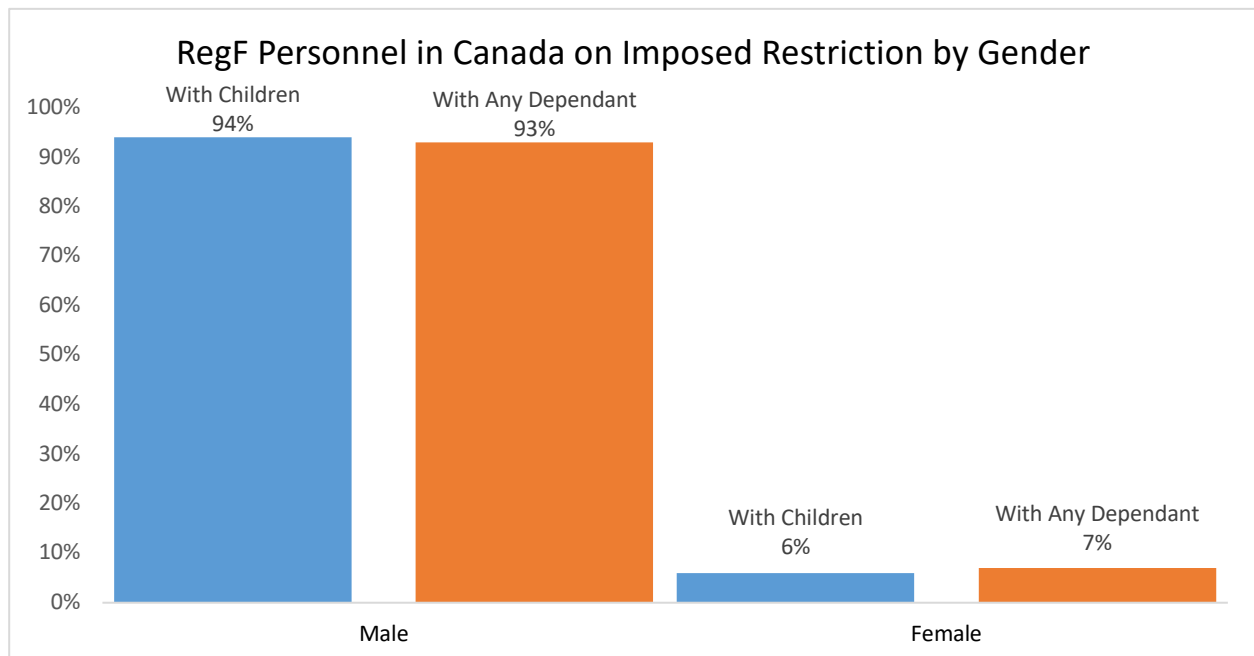


Figure 25: RegF Personnel in Canada on Imposed Restriction by Gender and by Dependand

In total 563 spouses and children (daughter, step-daughter, son and step-son) and 217 RegF members are affected by Imposed Restriction<sup>11</sup>.

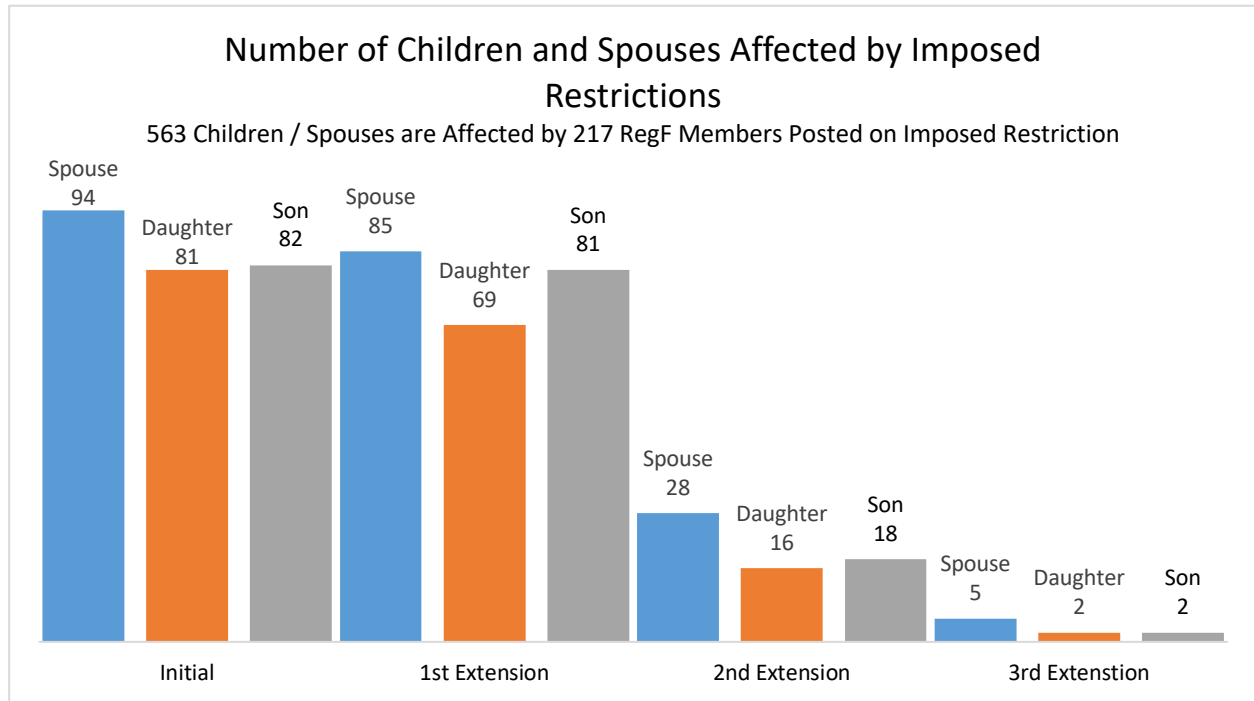


Figure 26: Number of Children and Spouses of RegF Personnel in Canada Affected by Imposed Restrictions

More than three-quarters of all family members affected by Imposed Restriction live in Ontario or Quebec (42% and 35% respectively).

<sup>11</sup> It is important to note that while the numbers of CAF personnel and families affected by Imposed Restrictions appear low, there was no source data on Imposed Restriction Status for the majority of CAF RegF personnel with dependants, so it is unclear if no data was entered unless they were on Imposed Restriction, or if there was missing data. The following data should therefore be interpreted as preliminary and exploratory until further research can be conducted to better confirm the actual numbers on Imposed Restrictions.

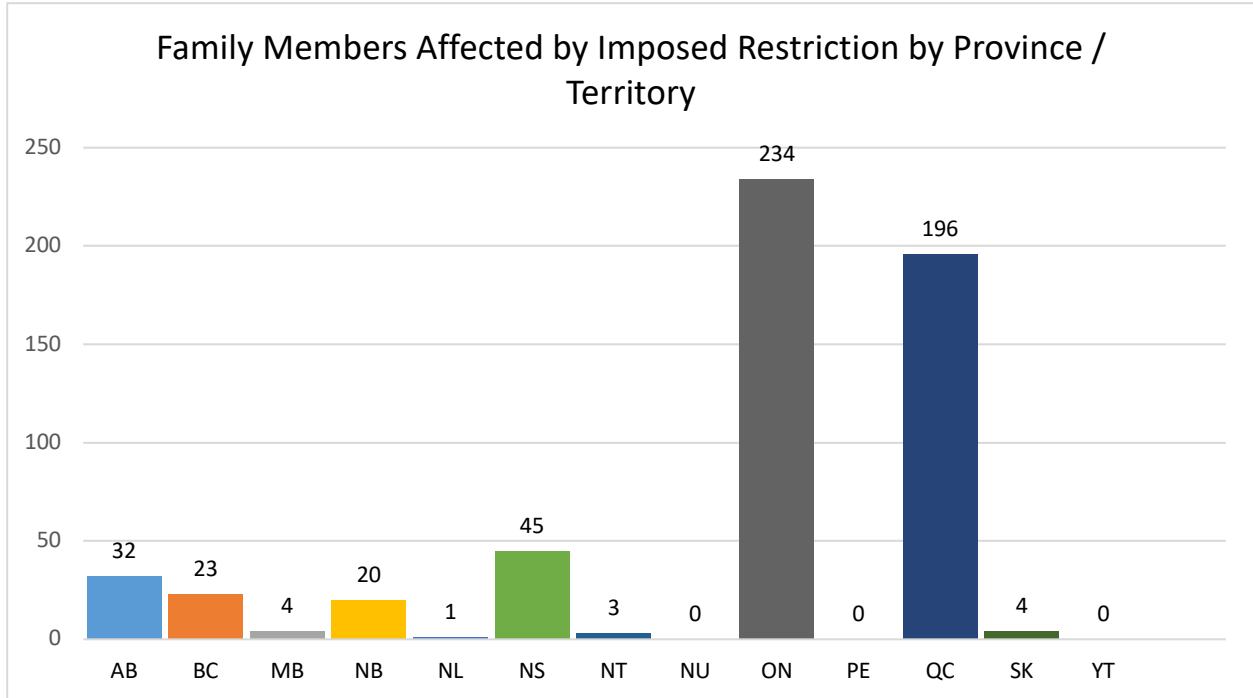


Figure 27: Family Members of RegF Personnel in Canada Affected by IR by Province / Territory

The RegF personnel who were on Imposed Restriction were located in the following base support departments in order of largest numbers:

- (3380) 2 CDSB Valcartier, Det St-Jean
- (0107) 4 CDSB Petawawa
- (0002) CFSU (OTTAWA)
- (0106) 2 CDSB Valcartier
- (6428) 3 CDSB Edmonton, Det Wainwright
- (6399) CANSOFCOM HQ
- (0138) CFB Bagotville
- (0103) CFB Esquimalt
- (0117) CFB Winnipeg
- (0130) 2 CDSB Valcartier Det Montréal
- (0100) CFB Halifax
- (3536) 4 CDSB Petawawa Det Toronto
- (0114) CFB Kingston
- (0105) 5 CDSB Gagetown
- (0134) CFB Cold Lake
- (0125) CFB Trenton

## 7. WHAT ARE THEIR AGES?

Demographics in Section 7 are for RegF personnel posted in Canada only. OUTCAN and ResF demographics are detailed in a separate report.

To provide effective support to military families, it is essential to understand the developmental stages and ages of military family members. The demographics presented in this section detail the numbers of RegF personnel posted in Canada, with and without dependants, along with the number of dependants of those CAF personnel, by age ranges.

To better understand family compositions, the age ranges of RegF personnel and their families posted in Canada are also broken down by marital status and years of service.

## 7.1 CAF MEMBER AGE RANGES

More than half of all RegF personnel posted in Canada are under the age of 34.

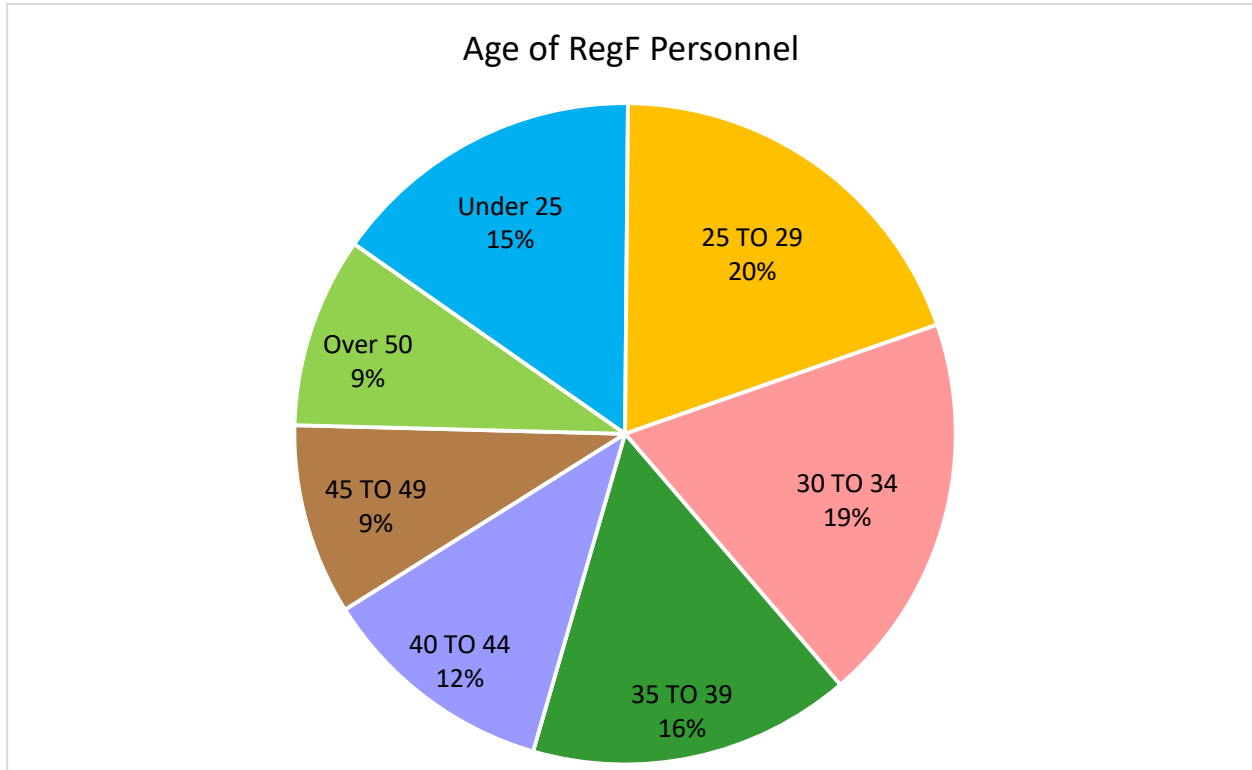


Figure 28: Age of RegF Personnel in Canada

A higher proportion of RegF without dependants are younger than those with dependants (including spouses).

Table 9: RegF Personnel in Canada Age Ranges

Age Range	RegF With Any Dependants	RegF Without Dependants	Number RegF in Canada
16 TO 19	24	1,530	1,554
20 TO 24	1,045	7,155	8,200
25 TO 29	5,478	6,864	12,342
30 TO 34	8,596	3,472	12,068
35 TO 39	8,349	1,626	9,975
40 TO 44	6,437	897	7,334
45 TO 49	5,214	694	5,908
50 TO 54	3,871	554	4,425
55 TO 59	1,220	237	1,457
60 TO 64	6	-	6
<b>TOTAL</b>	<b>40,240</b>	<b>23,029</b>	<b>63,269</b>

Of all RegF personnel posted in Canada with any dependants (including spouse), the majority (88%) are in a legal relationship with another person – married or common-law. The ages of these RegF personnel are fairly evenly split across the age ranges, with 59% falling between ages 30-44.

It is important to note that the identifier “divorced” and “separated” reflect only how the CAF member indicated their marital at that specific point in time on the form. It is not reflective of anyone who has been divorced or separated in the past but is now remarried or in a new common-law relationship, nor anyone who has been divorced or separated in the past but has chosen to indicate their marital status as “single”.

The 7% of all “single” RegF in Canada with dependants ranged across several age groups.

Of the 5% of all RegF in Canada with dependants who indicated they were divorced or separated, 45% of separated RegF personnel were between the ages of 35-44; and 46% of divorced RegF personnel were between the ages of 40-49.

Table 10: RegF Personnel in Canada with Dependants by Age Range and Marital Status

Marital Status	Age Range of RegF In Canada With Any Dependants								Total
	Under 25	25 TO 29	30 TO 34	35 TO 39	40 TO 44	45 TO 49	50 TO 54	Over 55	
Common Law Reserve Force	3	19	19	31	15	13	7	3	110
Common-Law	352	2,022	2,534	1,863	1,173	759	507	146	9,356
Common-Law Regular Force	47	290	391	413	284	156	70	11	1,662
Divorced		17	52	131	145	175	134	52	706
Married	268	1,826	3,786	3,951	3,305	3,017	2,546	879	19,578
Married Regular Forces	109	517	962	1,062	825	601	304	54	4,434
Married Reserve Force	7	30	43	52	57	48	24	5	266
Separated	3	118	267	362	318	204	140	36	1,448
Single	280	638	538	475	307	225	122	33	2,618
Widowed		1	4	9	8	16	17	7	62
<b>Total</b>	<b>1,069</b>	<b>5,478</b>	<b>8,596</b>	<b>8,349</b>	<b>6,437</b>	<b>5,214</b>	<b>3,871</b>	<b>1,226</b>	<b>40,240</b>

A higher proportion of RegF personnel posted in Canada without any dependants has served less than 5 years. Those with any dependants (including spouse) generally have more years of service.

Table 11: RegF Personnel in Canada by Years of Service

Years of Service	RegF With Any Dependants	RegF Without Dependants	RegF in Canada
A: 0-5 YOS	5,855	13,658	19,513
B: 6-10 YOS	9,461	4,964	14,425
C: 11-15 YOS	9,237	1,863	11,100
D: 16-20 YOS	5,723	637	6,360
E: 21-25 YOS	2,258	166	2,424
F: 26-30 YOS	3,712	392	4,104
G: 31+ YOS	2,463	302	2,765
N/A	1,531	1,047	2,578
<b>TOTAL</b>	<b>40,240</b>	<b>23,029</b>	<b>63,269</b>

The highest percentage of RegF personnel posted in Canada who have a dependant falls within the 30-39 age group with 6-15 years of service.

Table 12: RegF Personnel in Canada With Any Dependants by Age Range and Years of Service

Age Range	Years of Service – RegF With Any Dependants							No Source Data	TOTALS
	0-5 YOS	6-10 YOS	11-15 YOS	16-20 YOS	21-25 YOS	26-30 YOS	30+ YOS		
16 TO 19	21	-	-	-	-	-	-	3	24
20 TO 24	901	77	-	-	-	-	-	67	1,045
25 TO 29	2,009	2,805	343	-	-	-	-	321	5,478
30 TO 34	1,457	3,238	3,128	354	-	-	-	419	8,596
35 TO 39	712	1,669	3,056	2,407	184	-	-	321	8,349
40 TO 44	385	817	1,581	1,844	1,400	222	-	188	6,437
45 TO 49	219	481	709	788	535	2,217	146	119	5,214
50 TO 54	121	267	320	266	119	1,128	1,581	69	3,871
55 TO 59	30	105	100	63	20	144	734	24	1,220
60 TO 64	-	2	-	1	-	1	2	-	6
<b>TOTALS</b>	<b>5,855</b>	<b>9,461</b>	<b>9,237</b>	<b>5,723</b>	<b>2,258</b>	<b>3,712</b>	<b>2,463</b>	<b>1,531</b>	<b>40,240</b>

The highest percentage of RegF personnel posted in Canada who have no dependants falls within the age 20-24 group with 0-5 years of service.

Table 13: RegF Personnel in Canada With No Dependants by Age Range and Years of Service

Age Range	Years of Service – RegF With No Dependants							No Source Data	TOTALS
	0-5 YOS	6-10 YOS	11-15 YOS	16-20 YOS	21-25 YOS	26-30 YOS	30+ YOS		
16 TO 19	1,509	0	0	0	0	0	0	21	1,530
20 TO 24	6,588	259	0	0	0	0	0	308	7,155
25 TO 29	3,895	2,467	144	0	0	0	0	358	6,864
30 TO 34	1,136	1,367	719	38	0	0	0	212	3,472
35 TO 39	304	489	513	239	15	0	0	66	1,626
40 TO 44	129	193	248	187	91	12	0	37	897
45 TO 49	69	108	139	108	41	194	12	23	694
50 TO 54	22	56	65	46	15	166	167	17	554
55 TO 59	6	25	35	19	4	20	123	5	237
<b>TOTALS</b>	<b>13,658</b>	<b>4,964</b>	<b>1,863</b>	<b>637</b>	<b>166</b>	<b>392</b>	<b>302</b>	<b>1,047</b>	<b>23,029</b>



Of all RegF personnel posted in Canada (including those with and without dependants), the highest percentage are under the age of 34 with less than 10 years of service.

Table 14: All RegF Personnel in Canada by Age Range and Years of Service

Age Range	Years of Service – All RegF Posted in Canada							Not in Source Data	TOTALS
	0-5 YOS	6-10 YOS	11-15 YOS	16-20 YOS	21-25 YOS	26-30 YOS	30+ YOS		
16 TO 19	1,530	-	-	-	-	-	-	24	1,554
20 TO 24	7,489	336	-	-	-	-	-	375	8,200
25 TO 29	5,904	5,272	487	-	-	-	-	679	12,342
30 TO 34	2,593	4,605	3,847	392	-	-	-	631	12,068
35 TO 39	1,016	2,158	3,569	2,646	199	-	-	387	9,975
40 TO 44	514	1,010	1,829	2,031	1,491	234	-	225	7,334
45 TO 49	288	589	848	896	576	2,411	158	142	5,908
50 TO 54	143	323	385	312	134	1,294	1,748	86	4,425
55 TO 59	36	130	135	82	24	164	857	29	1,457
60 TO 64	-	2	-	1	-	1	2	-	6
<b>TOTALS</b>	<b>19,513</b>	<b>14,425</b>	<b>11,100</b>	<b>6,360</b>	<b>2,424</b>	<b>4,104</b>	<b>2,765</b>	<b>2,578</b>	<b>63,269</b>

## 7.2 SPOUSE AGE RANGES

The age breakdown of spouses is similar, but slightly older, to that of RegF personnel posted in Canada. Just under half (42%) of all spouses are under the age of 34, compared to just over half of all RegF personnel posted in Canada who are under the age of 34.

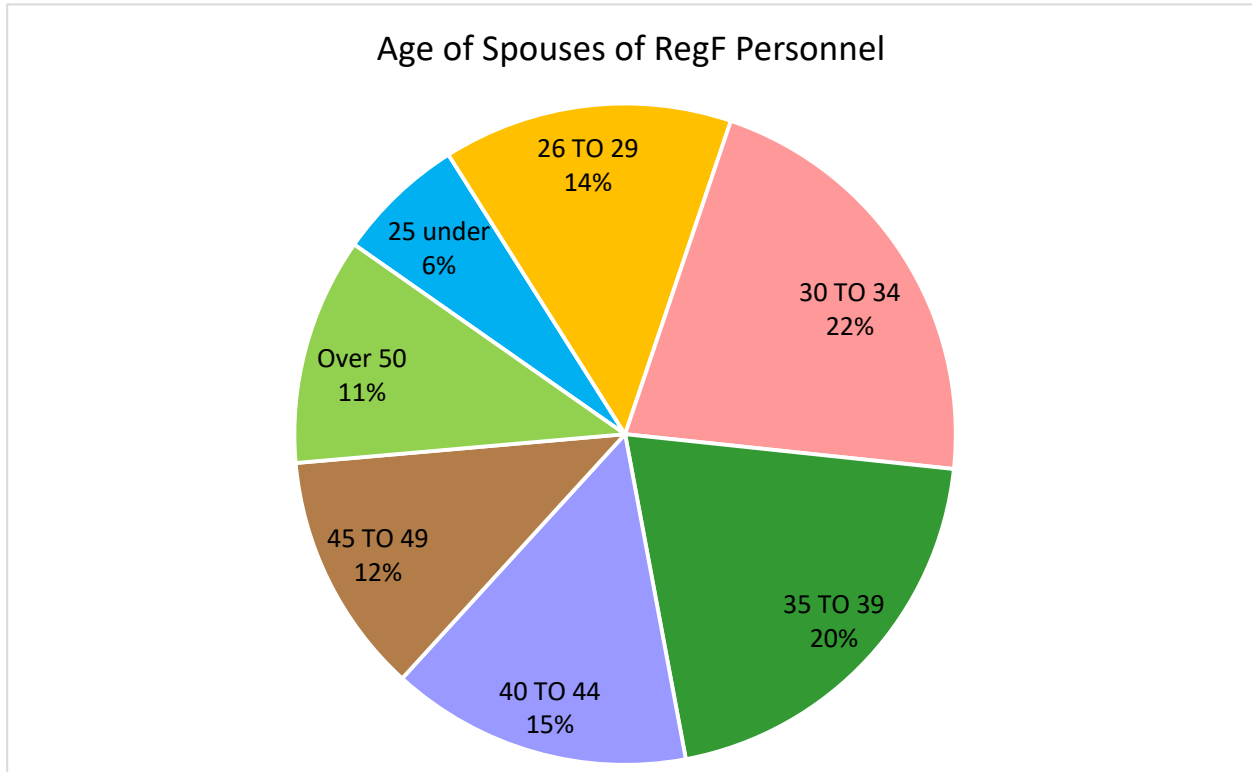


Figure 29: Age of Spouses of RegF Personnel in Canada

A higher percentage of spouses and RegF personnel posted in Canada fall within the 30-39 age groups.

Table 15: Age Range of Spouses by Age Range of RegF Personnel in Canada

Age Range of Spouses	Age Range of RegF Personnel										Total
	16-19	20-24	25-29	30-34	35-39	40-44	45-49	50-54	55-59	60-64	
D: 19-25	6	663	1,168	272	46	10	6	2			2,173
E: 26-29	1	133	2,486	1,870	333	60	10	2	1		4,896
F: 30-34		28	783	3,963	2,131	422	87	21		1	7,436
G: 35-39		4	163	1,100	3,486	1,775	414	96	10		7,048
H: 40-44		4	33	233	931	2,266	1,284	291	48		5,090
I: 45-49			4	53	203	734	1,933	1,024	143		4,094
J: 50-54			2	12	54	187	565	1,379	370	1	2,570
K: 55-59		1		3	10	27	135	445	389	3	1,013
L: 60-64				1	3	4	26	95	94	1	224
M: 65-69					1	2	3	13	18		37

### 7.3 DEPENDENT CHILD AGE RANGES

A third of all children of RegF personnel posted in Canada are under the age of 5. Another third of all children are between the ages of 6-12. The remaining third of all children are over the age of 13.

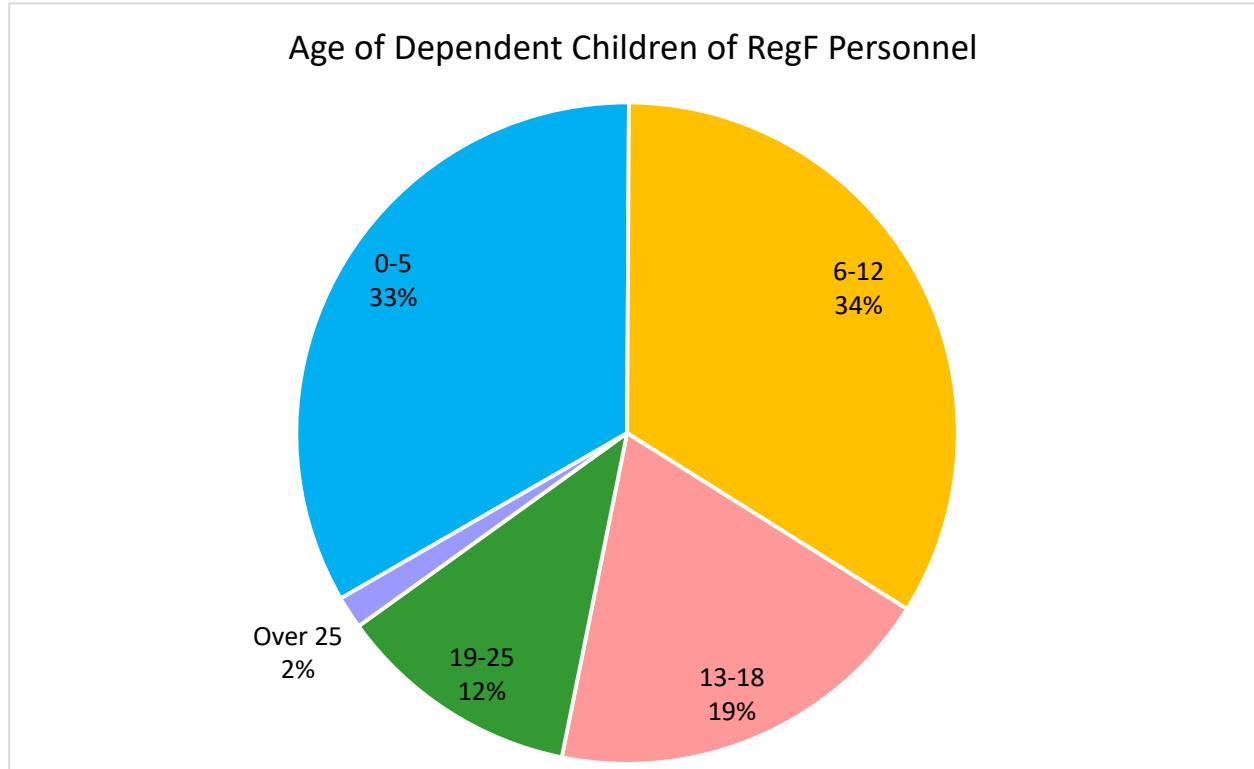


Figure 30: Age of Dependent Children of All RegF Personnel in Canada

RegF personnel posted in Canada between the ages of 30-34 have the highest percentage of children under the age of 5. RegF personnel between the ages of 35-39 have the highest percentage of children between the ages of 6-12.

Table 16: Age Range of Dependent Child by Age Range of RegF Personnel in Canada

Age Range of Children	Age Range of RegF Personnel										Total
	16-19	20-24	25-29	30-34	35-39	40-44	45-49	50-54	55-59	60-64	
A: 0-5	3	390	3,459	7,019	5,590	2,067	519	102	13		19,162
B: 6-12		17	792	3,707	6,738	5,205	2,280	582	80	1	19,402
C: 13-18		2	37	423	1,984	3,466	3,291	1,557	265	3	11,028
D: 19-25			7	42	254	1,064	2,417	2,371	666	9	6,830
E: 26-29			2	1	4	18	144	368	209	3	749

Of RegF posted in Canada with children under the age of 5, most have served between 6-15 years. And of those with children between the ages of 6-12, most have served 11-15 years.

Table 17: Dependent Child Age Range by RegF Personnel Years of Service

Age Range of Children	RegF Personnel Years of Service						
	0-5	6-10	11-15	16-20	21-25	26-30	30+
A: 0-5	2,947	6,275	5,800	2,460	569	209	48
B: 6-12	1,677	3,655	5,824	4,458	1,739	1,139	245
C: 13-18	676	1,384	2,053	2,274	1,351	2,245	746
D: 19-25	271	627	887	781	499	2,065	1,561
E: 26-29	24	53	73	51	22	158	357
F: 30-34	3	14	14	6	2	25	79

## 8. WHAT ARE THEIR DIFFERENT COMPOSITIONS?

Demographics in Section 8 RegF personnel posted in Canada only. OUTCAN and ResF demographics are detailed in a separate report.

Despite the fact that most of the existing research and demographics focus on the military family as a single entity (e.g. examined as a common unit), families are not a single distinct entity. Military families come in all different sizes and shapes, each with different needs and strengths. For instance, a new family with children under the age of 5 will face military and family transitional challenges very differently than an empty nester couple. A single member may still be intricately connected with his/her family of origin, e.g. parents and siblings. Therefore, support services cannot be a one-size-fits-all approach. Different supports will be required by each of these different family types or “personas”.

For the development of the Comprehensive Military Family Plan, the following unique family “personas” have been identified to date:

- Single Member and Family of Origin;
- New Family / Young Children;
- Middle Family / Elementary School-Aged Children;
- Mature Family / Youth;
- Couples without Children;
- Empty Nesters;
- Families Transitioning to Veteran Status;
- Single Parents;
- Dual Service Couples;
- Same Sex Couples;
- Families with Special Needs Dependants;
- CAF Members Responsible for Elder Care; and
- Families in Breakdown.

Not all of these family “personas” can be informed by currently available demographics. For this demographic report, demographics are provided for those family “personas” where it is available, including:

- Single members;
- New families with children under the age of 5;
- Middle families with children between the ages of 6-12;
- Mature families with children between the ages of 13-25;
- Single parents; and
- Dual service couples.

Limited demographic detail is available and thus presented for families with special needs dependants and elder care, with caution to interpreting the data on a large scale as representative of the CAF population on a whole.

While demographic detail is currently available for same sex couples, as gender is detailed for both the CAF member and for the spouse, this persona has not been included in this report due to potential data errors. The “dependant gender” field in particular showed abnormalities when examined closely. For example, a small number of records showed a mismatch between “dependant relationship” (e.g. son, daughter) and “dependant gender” (e.g. male, female), resulting in less than a 1% error rate of mismatched genders. When data for CAF personnel with same sex spouses were examined in detail, there appeared to be some errors in

the spouse gender fields as well. Until further analysis and data validation can be conducted, the demographics for this family persona have been excluded from this report.

Other family “personas” that require additional research to be conducted to better understand their demographics include Couples without Children, Empty Nesters, Families Transitioning to Veteran Status, Same Sex Couples, Families with Special Needs Dependents, CAF Members Responsible for Elder Care; and Families in Breakdown.

It is recognized that the breakdown of family “personas” by age of children (0-5; 6-12; 13-25) does not reflect those families who have children in multiple age groups. These age groupings were chosen to specifically to better highlight major issues that arise within the various age groupings (e.g. child care; school transitions – elementary, secondary, post-secondary; major developmental stages – transitions to adolescence, young adulthood; etc.). While elementary school begins at different ages (usually between 4-6 years) depending on the province / territory, in general, child care is an issue for most families with children under 5 years of age. Similarly, high school graduation and post-secondary education entrance usually falls within the 17-20-year-old range. Given high school graduation requirements and post-secondary education entrance are major challenges when families are required to relocate due to postings to a new province, the mature family with youth “persona” includes both high school and post-secondary age groups (13-18 and 19-25).

## 8.1 SINGLE MEMBERS WITHOUT DEPENDANTS

Of all RegF personnel posted in Canada, 36% (23,029) are single without any dependants.

### PERSONA PROFILE: SINGLE MEMBER WITHOUT DEPENDANTS

The average single member without dependants is:

- Under the age of 25 (38%)
- Male (86%)
- Served 0-5 years of service (59%)
- Posted at:
  - 2 CDSB Valcartier 10%
  - 3 CDSB Edmonton 9%
  - CFB Kingston 9%
  - 4 CDSB Petawawa 8%
  - 5 CDSB Gagetown 8%
  - CFB Halifax 8%

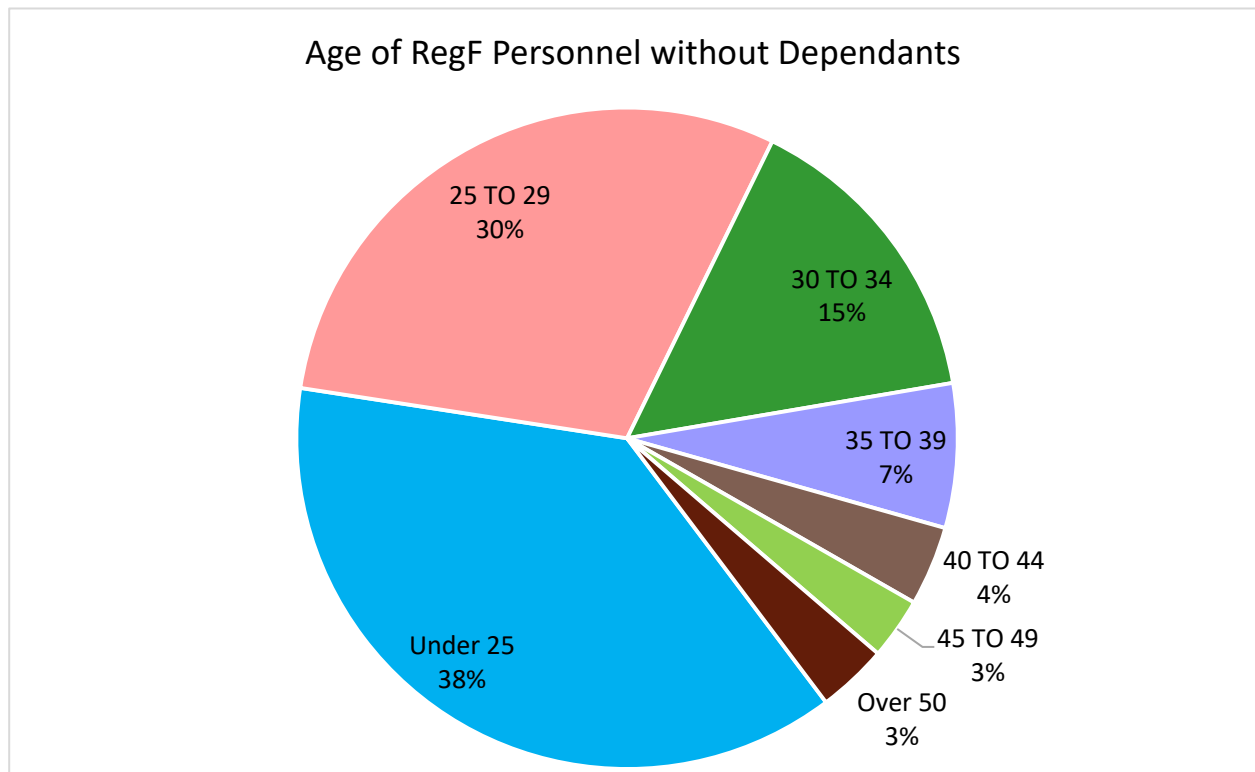


Figure 31: Age of RegF Personnel in Canada without Dependants

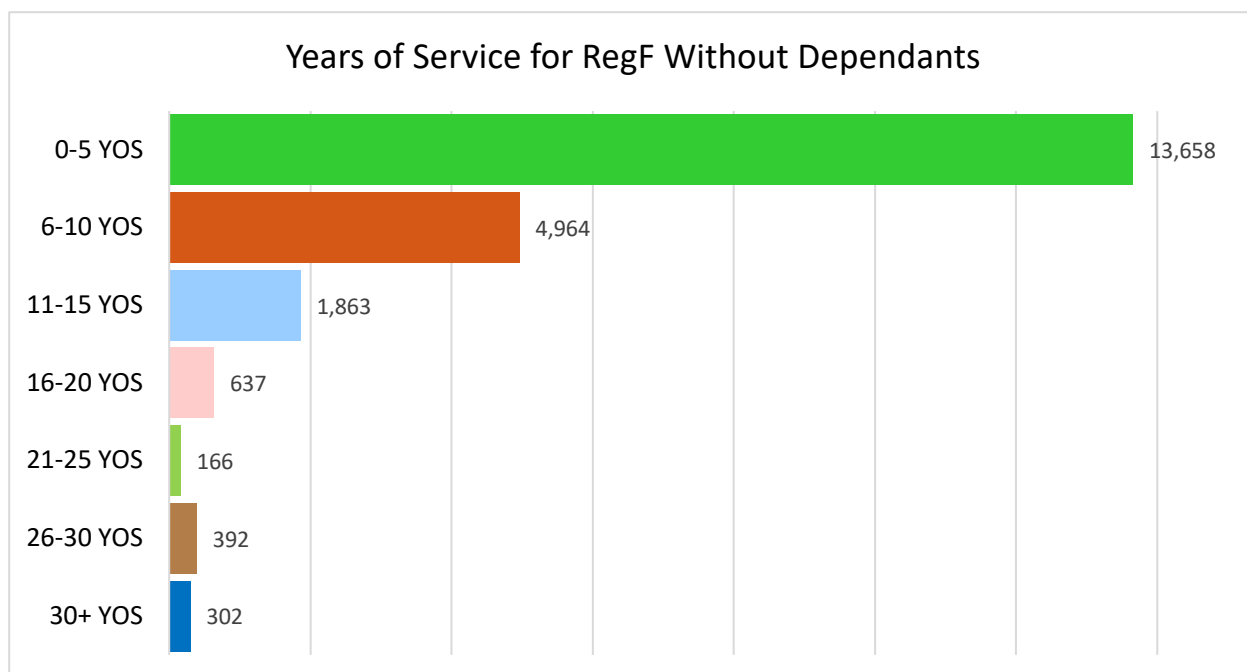


Figure 32: RegF in Canada Without Dependants by Years of Service (In Canada)

Table 18: Number of RegF in Canada Without Dependants by Base Support Department

Base Support Department	RegF without Dependants	
		Total
(0106) 2 CDSB Valcartier		2,296
(0127) 3 CDSB Edmonton		2,056
(0114) CFB Kingston		1,985
(0107) 4 CDSB Petawawa		1,914
(0100) CFB Halifax		1,900
(0105) 5 CDSB Gagetown		1,862
(0103) CFB Esquimalt		1,587
(3380) 2 CDSB Valcartier, Det St-Jean		1,394
(0113) CFB Borden		1,290
(0002) CFSU (OTTAWA)		1,229
(0134) CFB Cold Lake		757
(0125) CFB Trenton		732
(0118) CFB Shilo		629
(0117) CFB Winnipeg		484
(6399) CANSOFCOM HQ		432
(0138) CFB Bagotville		419
(3536) 4 CDSB Petawawa Det Toronto		372
(0102) CFB Greenwood		357
(0133) CFB Comox		320
(6428) 3 CDSB Edmonton, Det Wainwright		287
(0130) 2 CDSB Valcartier Det Montréal		228



	<b>RegF without Dependants</b>
<b>Base Support Department</b>	<b>Total</b>
(0121) CFB Moose Jaw	224
(0135) CFB North Bay	150
(0142) CFB Suffield	40
(0213) CFB Gander	34
(0139) CFS St John's	25
(0123) CFB Goose Bay	17
(1568) JTFN HQ	8
Not in Source Data	1
<b>Total</b>	<b>23,029</b>

## 8.2 NEW FAMILY WITH YOUNG CHILDREN 0-5 YEARS

Of all RegF personnel posted in Canada, 22% (13,939) have at least one child between the ages of 0-5.

Among these RegF personnel, there are 19,162 children between the ages of 0-5.

Of all RegF posted in Canada who have children (total 29,601), 47% have at least one child between the ages of 0-5.

### PERSONA PROFILE: NEW FAMILY WITH YOUNG CHILDREN

The average RegF member with young (0-5) children is:

- Aged 30-34 (35%)
- Male (85%)
- Married / common-law (91%)
- Served 6-10 years of service (33%)
- Posted at:

(0106) 2 CDSB Valcartier	11%
(0002) CFSU (OTTAWA)	11%
(0107) 4 CDSB Petawawa	10%
(0100) CFB Halifax	9%
(0105) 5 CDSB Gagetown	8%

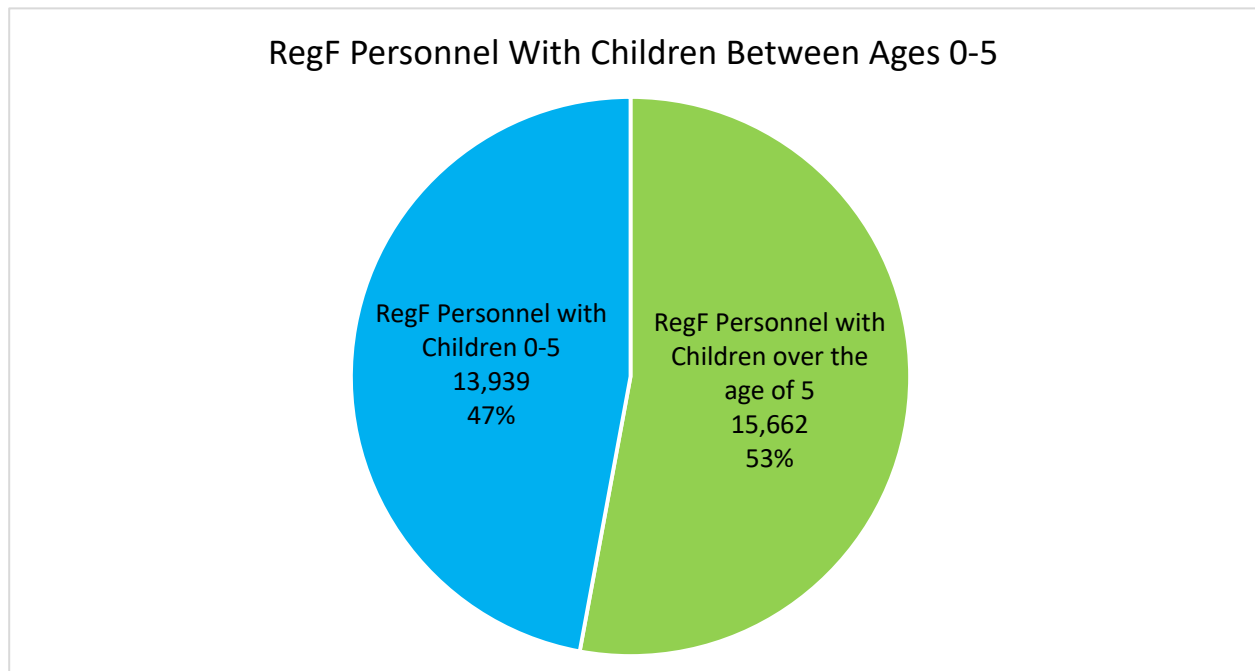


Figure 33: Number of RegF Personnel in Canada with Children Between Ages of 0-5

### Marital Status of RegF with Children Between Ages 0-5

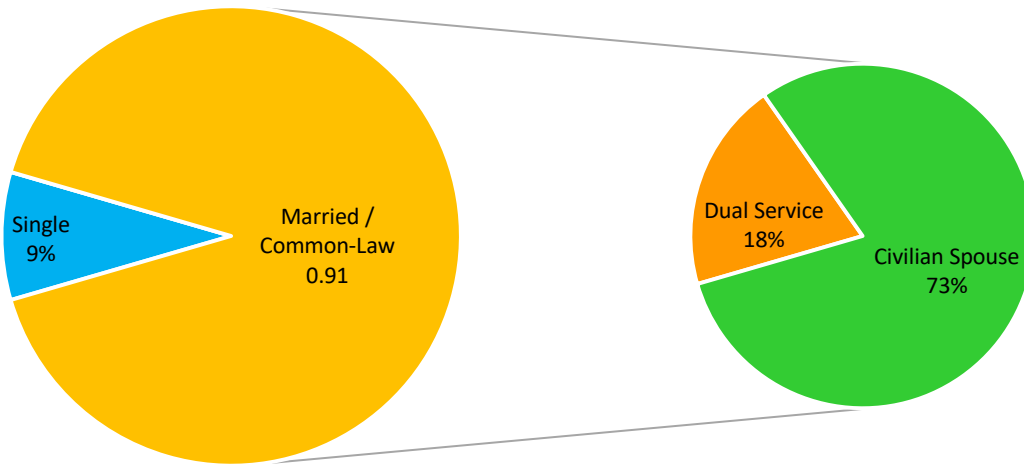


Figure 34: Marital Status of RegF Personnel in Canada with Children Between Ages of 0-5

### Age of RegF Personnel with Young Children 0-5

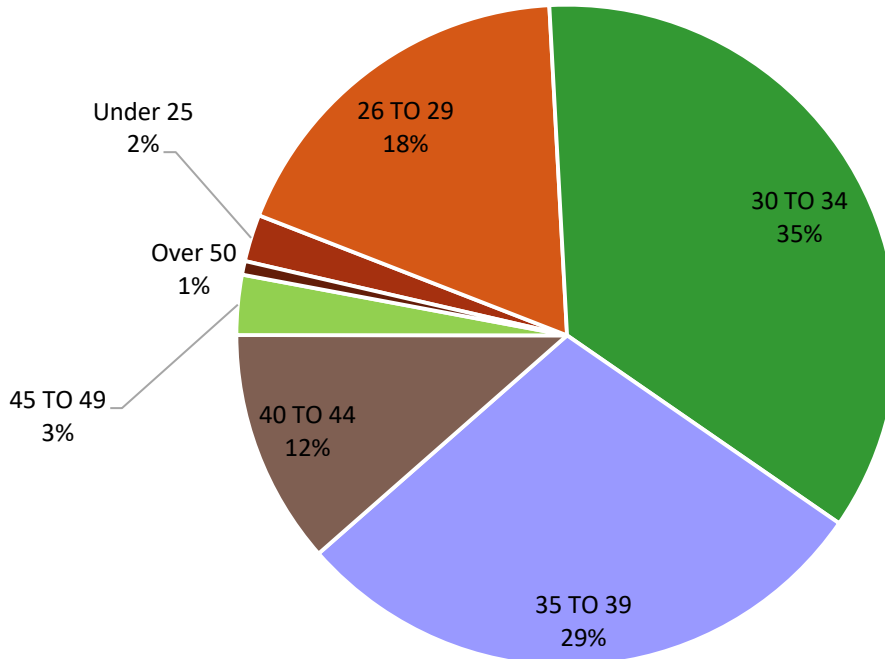


Figure 35: Age of RegF Personnel in Canada with Young Children (0-5)

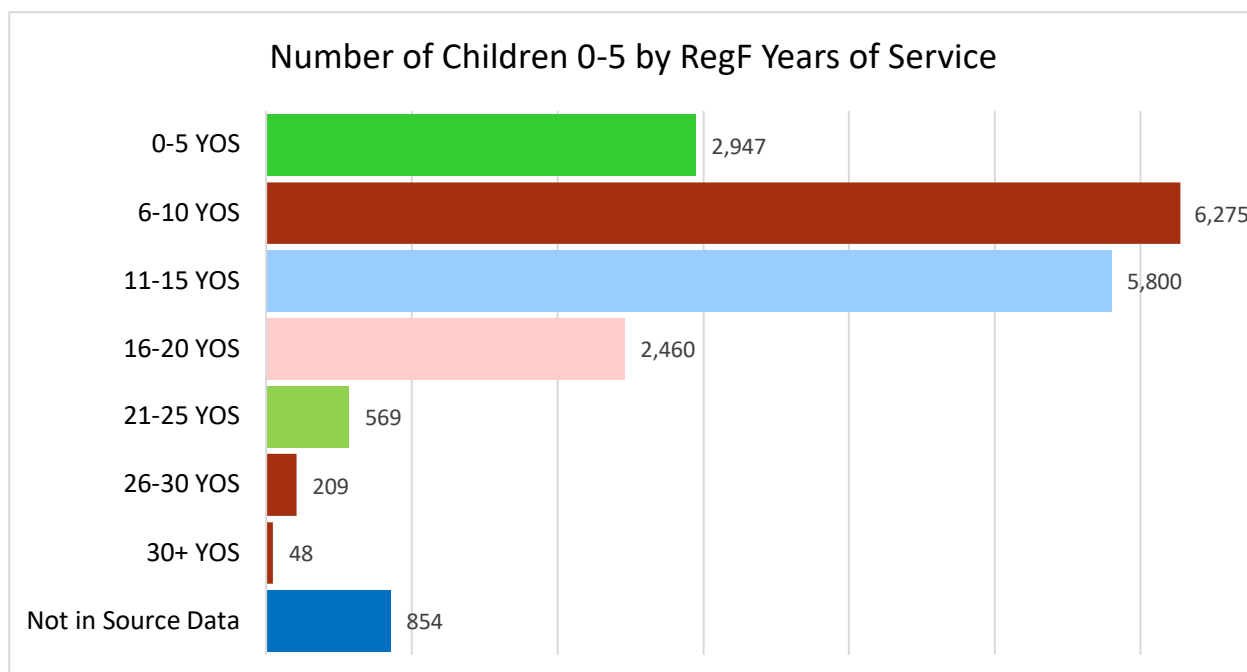


Figure 36: Number of Young Children (0-5) by Years of Service of RegF Personnel in Canada

Table 19: Number of Young Children (0-5) of RegF Personnel in Canada by Base Support Department

Base Support Department	Age Range of Dependent Children
	0-5
(0106) 2 CDSB Valcartier	2,140
(0002) CFSU (OTTAWA)	2,019
(0107) 4 CDSB Petawawa	1,899
(0100) CFB Halifax	1,655
(0105) 5 CDSB Gagetown	1,567
(0127) 3 CDSB Edmonton	1,087
(0103) CFB Esquimalt	1,050
(0125) CFB Trenton	905
(0114) CFB Kingston	834
(0113) CFB Borden	783
(6399) CANSOFCOM HQ	764
(0134) CFB Cold Lake	582
(0102) CFB Greenwood	532
(0117) CFB Winnipeg	509
(0138) CFB Bagotville	490
(3380) 2 CDSB Valcartier, Det St-Jean	458
(0118) CFB Shilo	376
(3536) 4 CDSB Petawawa Det Toronto	372
(0130) 2 CDSB Valcartier Det Montréal	312
(0133) CFB Comox	279
(6428) 3 CDSB Edmonton, Det Wainwright	164

	Age Range of Dependent Children
<b>Base Support Department</b>	<b>0-5</b>
(0121) CFB Moose Jaw	139
(0135) CFB North Bay	102
(0213) CFB Gander	37
(0139) CFS St John's	37
(0142) CFB Suffield	28
(0123) CFB Goose Bay	26
(1568) JTFN HQ	12
Not In Source Data	3
(3162) 3 CSU	1
<b>Total</b>	<b>19,162</b>

### 8.3 MIDDLE FAMILY WITH CHILDREN 6-12 YEARS

Of all RegF personnel posted in Canada, 21% (13,353) have at least one child between the ages of 6-12.

Among these RegF personnel, there are 19,402 children between the ages of 6-12.

Of all RegF posted in Canada who have children (total 29,601), 45% have at least one child between the ages of 6-12.

#### PERSONA PROFILE: MIDDLE FAMILY WITH CHILDREN 6-12 YEARS

The average RegF member with children aged 6-12 years is:

- Aged 35-39 (33%)
- Male (85%)
- Married / common-law (86%)
- Served 11-15 years of service (30%)
- Posted at:
  - (0002) CFSU (OTTAWA) 13%
  - (0100) CFB Halifax 10%
  - (0106) 2 CDSB Valcartier 9%
  - (0107) 4 CDSB Petawawa 8%
  - (0105) 5 CDSB Gagetown 8%

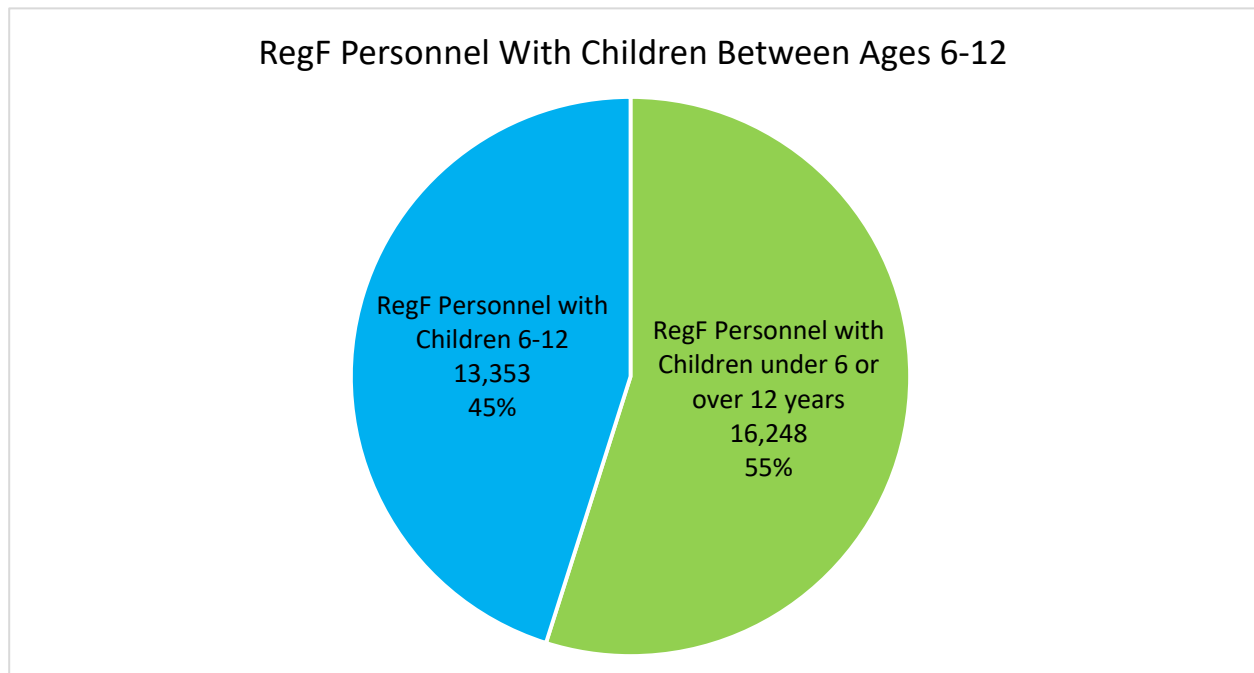


Figure 37: Number of RegF Personnel in Canada with Children Between Ages of 6-12

### Marital Status of RegF with Children Between Ages 6-12

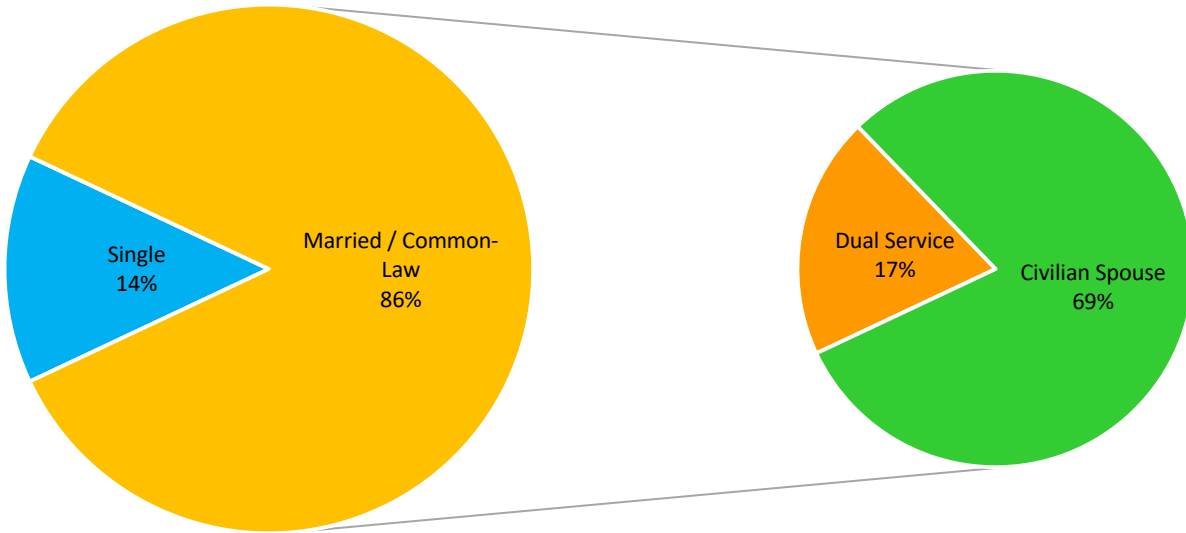


Figure 38: Marital Status of RegF Personnel in Canada with Children Between Ages of 6-12

### Age of RegF Personnel with Children 6-12

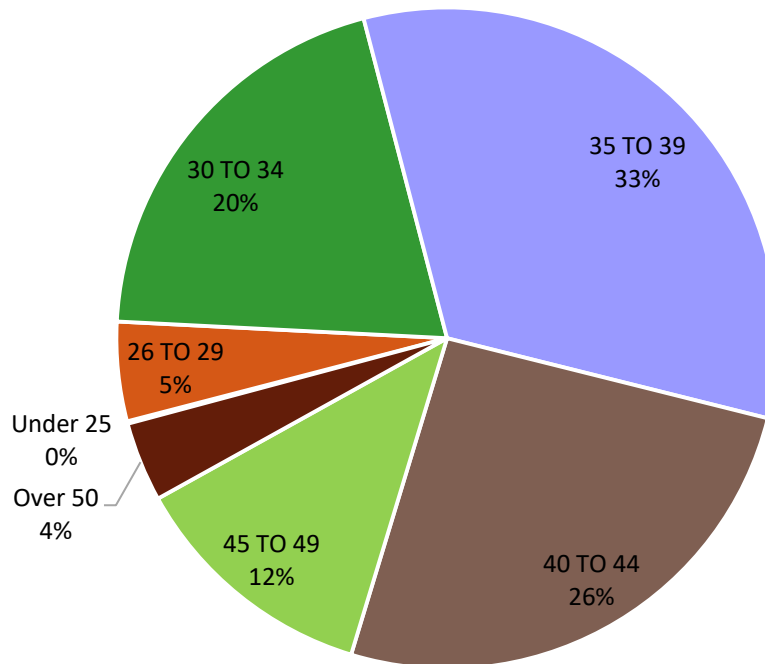


Figure 39: Age of RegF Personnel in Canada with Children 6-12 Years

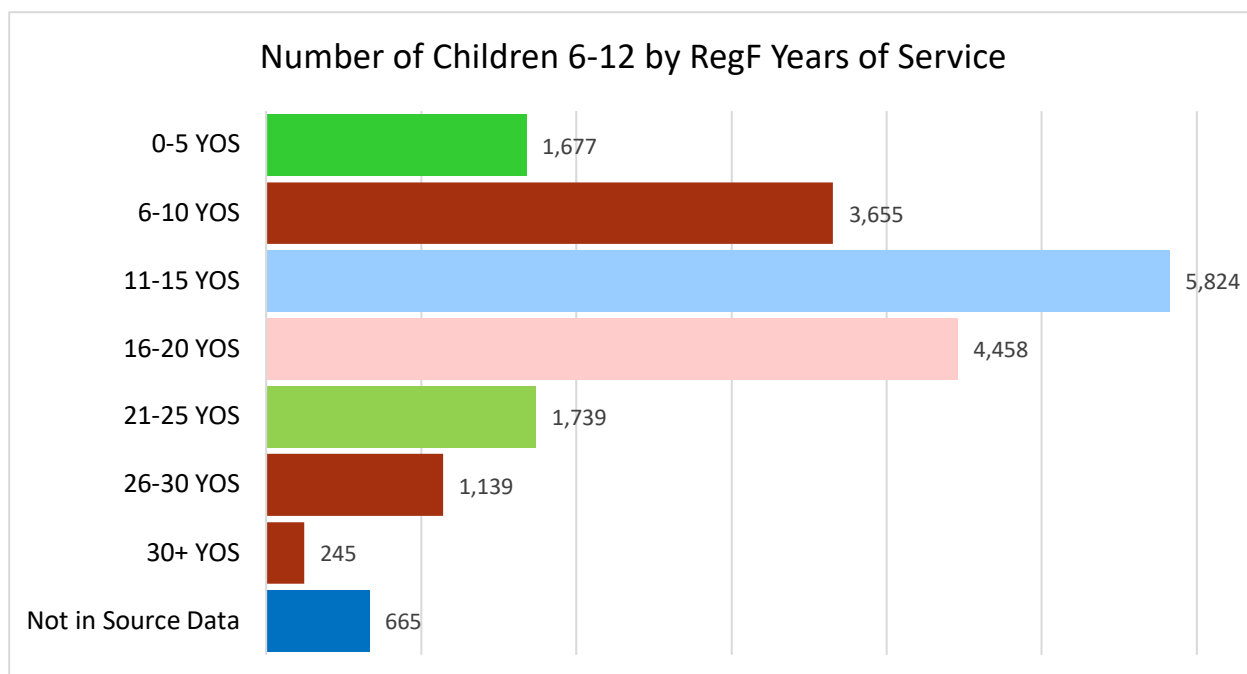


Figure 40: Number of Children 6-12 by Years of Service of RegF Personnel in Canada

Table 20: Number of Children 6-12 of RegF Personnel in Canada by Base Support Department

Base Support Department	Age Range of Dependent Children
	6-12
(0002) CFSU (OTTAWA)	2,535
(0100) CFB Halifax	1,920
(0106) 2 CDSB Valcartier	1,729
(0107) 4 CDSB Petawawa	1,614
(0105) 5 CDSB Gagetown	1,519
(0125) CFB Trenton	1,081
(0127) 3 CDSB Edmonton	1,072
(0103) CFB Esquimalt	996
(0114) CFB Kingston	975
(0113) CFB Borden	859
(6399) CANSOFCOM HQ	714
(0102) CFB Greenwood	592
(0117) CFB Winnipeg	537
(0134) CFB Cold Lake	479
(3380) 2 CDSB Valcartier, Det St-Jean	455
(0138) CFB Bagotville	430
(3536) 4 CDSB Petawawa Det Toronto	372
(0130) 2 CDSB Valcartier Det Montréal	341
(0118) CFB Shilo	297
(0133) CFB Comox	283
(6428) 3 CDSB Edmonton, Det Wainwright	196



	<b>Age Range of Dependent Children</b>
<b>Base Support Department</b>	<b>6-12</b>
(0135) CFB North Bay	151
(0121) CFB Moose Jaw	92
(0213) CFB Gander	44
(0139) CFS St John's	37
(0123) CFB Goose Bay	37
(0142) CFB Suffield	24
(1568) JTFN HQ	18
Not In Source Data	3
<b>Total</b>	<b>19,402</b>

## 8.4 MATURE FAMILY WITH DEPENDENT YOUTH 13-25 YEARS

Of all RegF personnel posted in Canada, 13% (8,252) have at least one child between the ages of 13-18 and 8% (5,005) have at least one dependent child between the ages of 19-25.

In total 18% (11,074) RegF members posted in Canada have at least one dependent child between the ages of 13-25.

Among these RegF personnel, there are 11,028 children between the ages of 13-18 and an additional 6,830 children between the ages of 19-25, for a total of 17,858 dependent children between the ages of 13-25.

Of all RegF posted in Canada who have children (total 29,601), 37% have at least one child between the ages of 13-25.

### PERSONA PROFILE: MATURE FAMILY WITH YOUTH

The average RegF member with dependent youth (13-25) is:

- Aged 45-49 (29%)
- Male (84%)
- Married / common-law (85%)
- Served 26-30 years of service (25%)
- Posted at:

(0002) CFSU (OTTAWA)	20%
(0100) CFB Halifax	10%
(0106) 2 CDSB Valcartier	7%
(0105) 5 CDSB Gagetown	7%
(0107) 4 CDSB Petawawa	7%

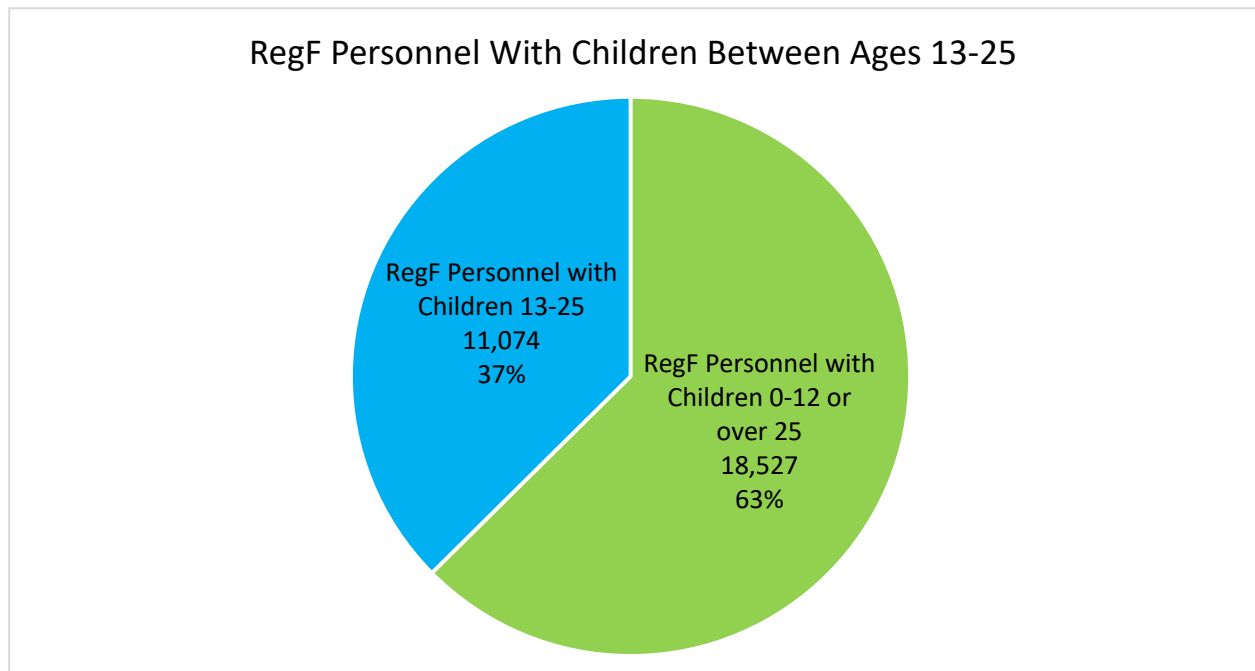


Figure 41: Number of RegF Personnel in Canada with Children Between Ages of 13-25

### Marital Status of RegF with Youth 13-25

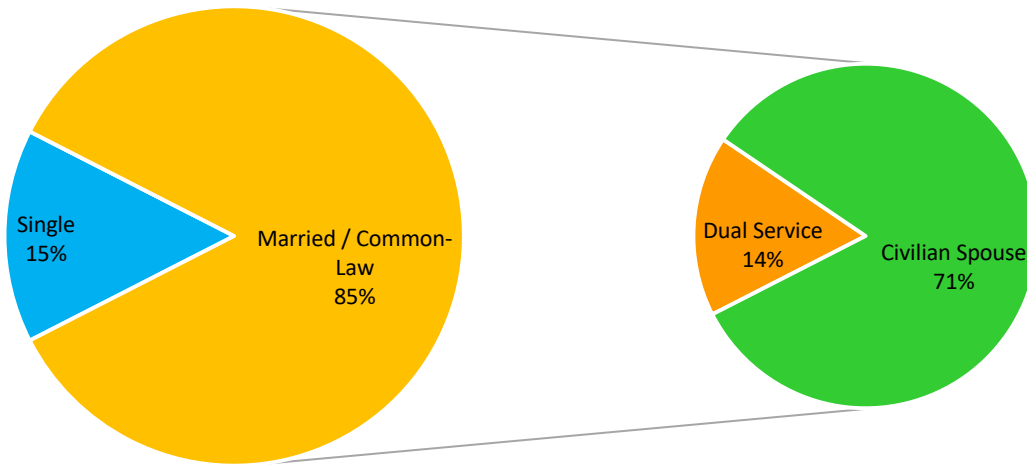


Figure 42: Marital Status of RegF Personnel in Canada with Dependent Youth (13-25)

### Age of RegF Personnel with Youth 13-25

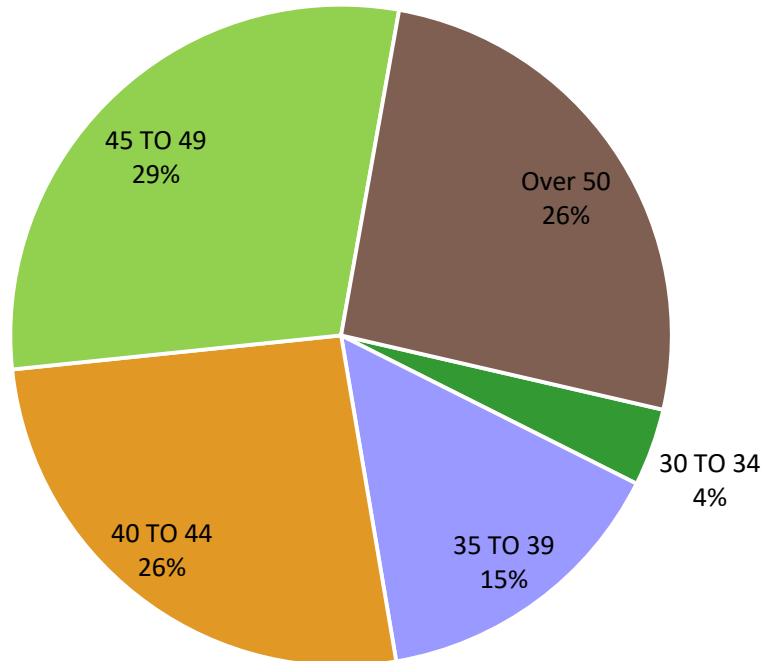


Figure 43: Age of RegF Personnel in Canada with Youth Dependents (13-25)

It is also important to note that the age of the vast majority of RegF caring for adolescents (> 40 years = 81%) are also the age groups primarily caring for dependent elderly parents (> 40 years of age = 45%).

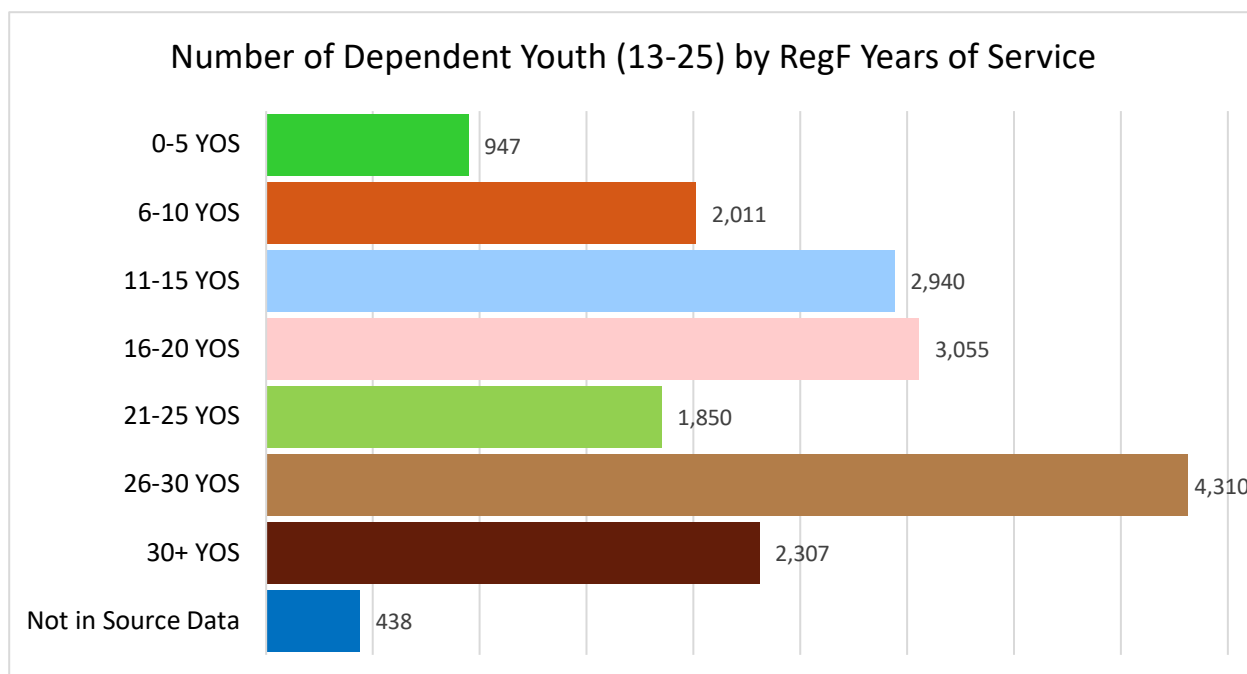


Figure 44: Number of Dependent Youth (13-25) by Years of Service of RegF Personnel in Canada

Table 21: Number of Dependent Youth of RegF Personnel in Canada by Base Support Department

Base Support Department	Age Range of Dependent Children		
	13-18	19-25	Total
(0002) CFSU (OTTAWA)	1,933	1,578	3,511
(0100) CFB Halifax	1,114	761	1,875
(0106) 2 CDSB Valcartier	861	397	1,258
(0105) 5 CDSB Gagetown	778	430	1,208
(0107) 4 CDSB Petawawa	741	359	1,100
(0103) CFB Esquimalt	645	403	1,048
(0114) CFB Kingston	622	420	1,042
(0127) 3 CDSB Edmonton	589	290	879
(0125) CFB Trenton	571	343	914
(0113) CFB Borden	477	281	758
(6399) CANSOFCOM HQ	353	168	521
(0117) CFB Winnipeg	352	293	645
(0102) CFB Greenwood	320	183	503
(3380) 2 CDSB Valcartier, Det St-Jean	260	113	373
(0134) CFB Cold Lake	217	116	333
(0138) CFB Bagotville	202	101	303
(3536) 4 CDSB Petawawa Det Toronto	195	142	337
(0130) 2 CDSB Valcartier Det Montréal	190	101	291
(0118) CFB Shilo	147	78	225
(0133) CFB Comox	146	98	244
(6428) 3 CDSB Edmonton, Det Wainwright	117	59	176

Base Support Department	Age Range of Dependent Children		
	13-18	19-25	Total
(0135) CFB North Bay	75	38	113
(0121) CFB Moose Jaw	41	25	66
(0139) CFS St John's	22	11	33
(0142) CFB Suffield	21	19	40
(0213) CFB Gander	20	12	32
(0123) CFB Goose Bay	10	8	18
(1568) JTFN HQ	9	3	12
<b>Total</b>	<b>11,028</b>	<b>6,830</b>	<b>17,858</b>

## 8.5 SINGLE PARENT

Of all RegF posted in Canada, 6% (4,055) are single parents with 6,837 children living in these single parent households. Single parent is defined as a CAF member who is divorced, separated, single or widowed with dependent children.

Of all RegF posted in Canada who have children (total 29,601), 14% are single parents.

### PERSONA PROFILE: SINGLE PARENTS

The average RegF single parent is:

- Aged 35-39 (22%)
- Male (76%)
- Single (42%) or Separated (38%)
- Child aged 6-12 (38%)
- Served 6-10 years of service (25%)
- Posted at:
  - (0106) 2 CDSB Valcartier 12%
  - (0002) CFSU (OTTAWA) 12%
  - (0100) CFB Halifax 10%
  - (0107) 4 CDSB Petawawa 10%
  - (0105) 5 CDSB Gagetown 7%

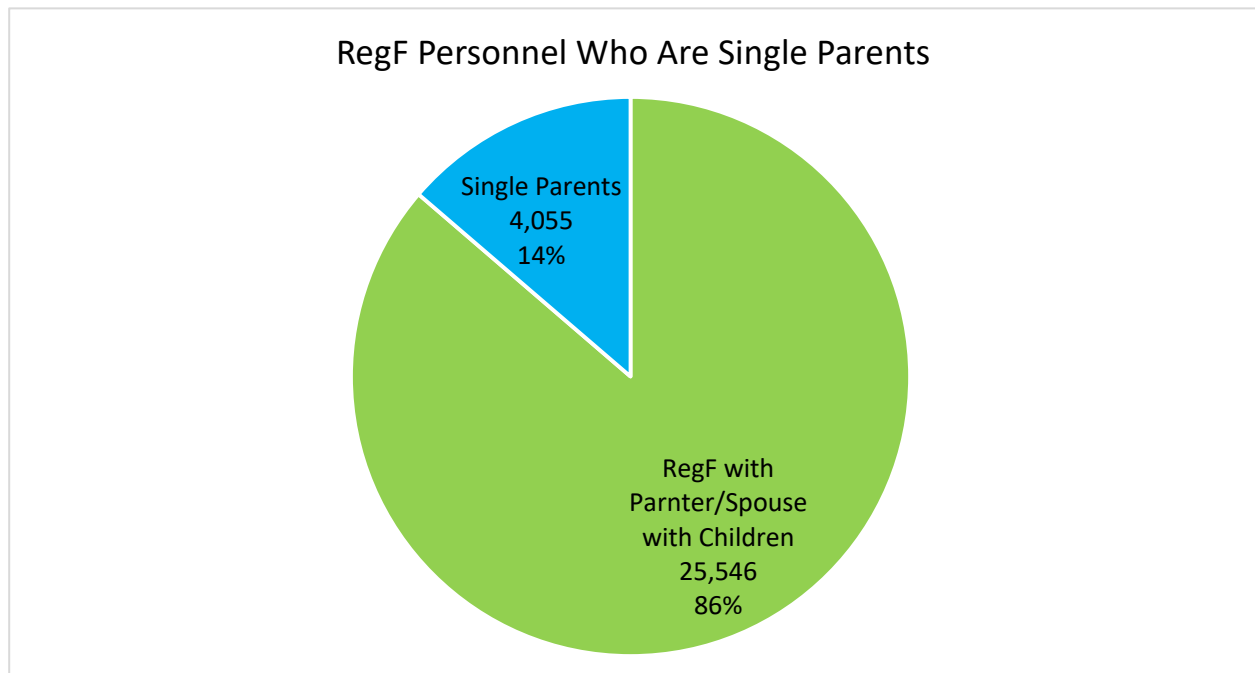


Figure 45: Number of RegF Personnel in Canada who are Single Parents

### Age of RegF Personnel Who are Single Parents

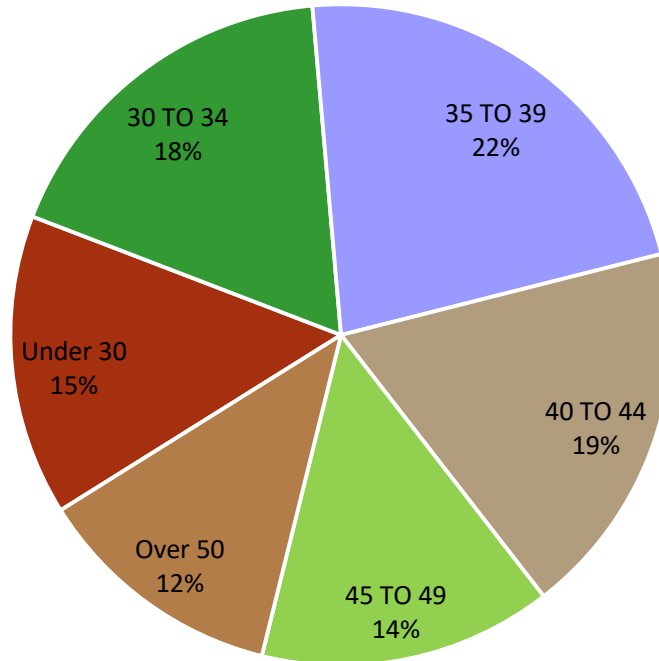


Figure 46: Age of RegF Personnel in Canada who are Single Parents

### Years of Service for RegF Who are Single Parents

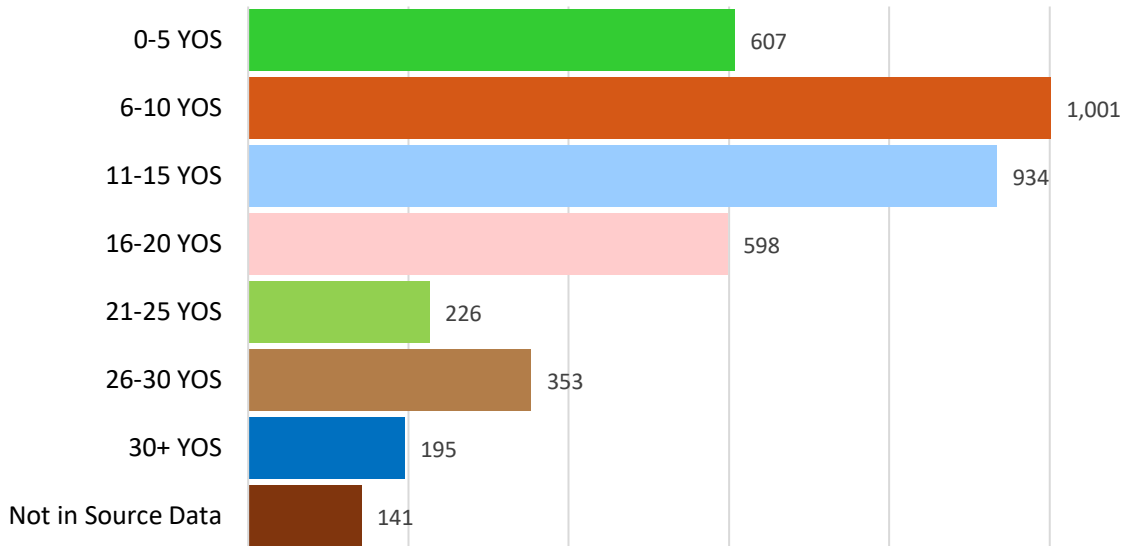


Figure 47: RegF Personnel in Canada who are Single Parents by Years of Service

A higher percentage of RegF personnel posted in Canada who are single parents are female (24%) compared to the overall percentage of females in the RegF (15%) to males (85%).

Gender of RegF Personnel who are Single Parents

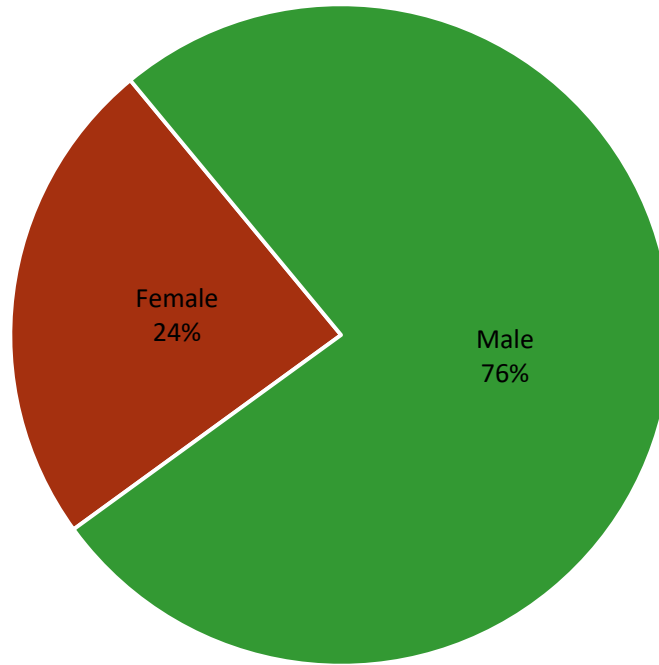


Figure 48: RegF Personnel in Canada who are Single Parents by Gender

Table 22: Children Living in RegF Single Parent Households in Canada

RegF Marital Status	Daughter	Foster Child	Son	Step Daughter	Step Son	Total
Divorced	588		609	10	9	1,216
Separated	1,241	1	1,311	32	39	2,624
Single	1,395		1,412	35	42	2,884
Widowed	53		57	3		113
<b>Total</b>	<b>3,277</b>	<b>1</b>	<b>3,389</b>	<b>80</b>	<b>90</b>	<b>6,837</b>



### Age of Children in RegF Single Parent Households

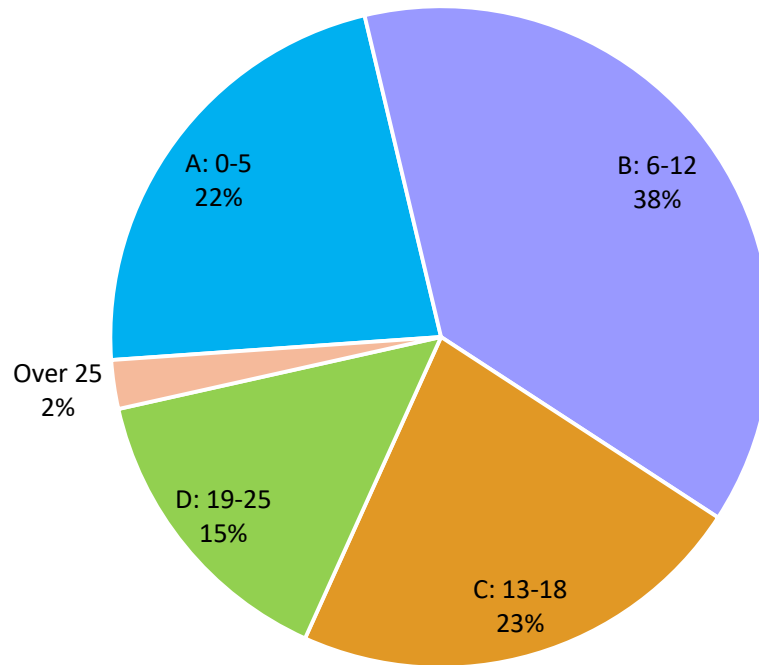


Figure 49: Age of Children in RegF Single Parent Households in Canada

Table 23: Number of Children in RegF Single Parent Households in Canada by Base Support Department

Base Support Department	Dependent Children in Single Parent Households	
		Total
(0106) 2 CDSB Valcartier		797
(0002) CFSU (OTTAWA)		792
(0100) CFB Halifax		712
(0107) 4 CDSB Petawawa		684
(0105) 5 CDSB Gagetown		503
(0127) 3 CDSB Edmonton		439
(0103) CFB Esquimalt		369
(0125) CFB Trenton		354
(0114) CFB Kingston		334
(0113) CFB Borden		291
(0102) CFB Greenwood		184
(3380) 2 CDSB Valcartier, Det St-Jean		176
(6399) CANSOFCOM HQ		157
(0130) 2 CDSB Valcartier Det Montréal		150
(0138) CFB Bagotville		145
(0117) CFB Winnipeg		139
(0134) CFB Cold Lake		138
(3536) 4 CDSB Petawawa Det Toronto		125

	Dependent Children in Single Parent Households
Base Support Department	Total
(0118) CFB Shilo	106
(0133) CFB Comox	75
(6428) 3 CDSB Edmonton, Det Wainwright	65
(0135) CFB North Bay	36
(0121) CFB Moose Jaw	20
(0139) CFS St John's	12
(0123) CFB Goose Bay	9
(0142) CFB Suffield	9
(1568) JTFN HQ	8
(0213) CFB Gander	8
<b>Total</b>	<b>6,837</b>

## 8.6 DUAL SERVING COUPLES

It is important to note that the numbers of CAF personnel in dual service couples (married or common-law to another CAF personnel either RegF or ResF) may be underrepresented in this demographic data. Based on previous research sample sizes, estimates have ranged anywhere from 3%, 11%, 19% to 27% of RegF who are married or in a common-law relationship with another CAF member<sup>12</sup>. It is possible, given some of the data entry limitations to this demographic data set, that marital status for some dual service RegF personnel was simply checked “married” rather than “married RegF” or “married common-law”. The following data should therefore be interpreted as preliminary and exploratory until further research can be conducted to better confirm the actual numbers on Dual Service Couples.

Of all RegF personnel posted in Canada, 10% (6,472) are married/common-law to another CAF personnel, either RegF or ResF. Overall, there are approximately 3,236 dual service couples posted in Canada. Over 300 additional CAF RegF personnel posted OUTCAN are married/common-law to another CAF personnel.

### PERSONA PROFILE: DUAL SERVICE COUPLE

The average RegF member who is in a dual service couple is:

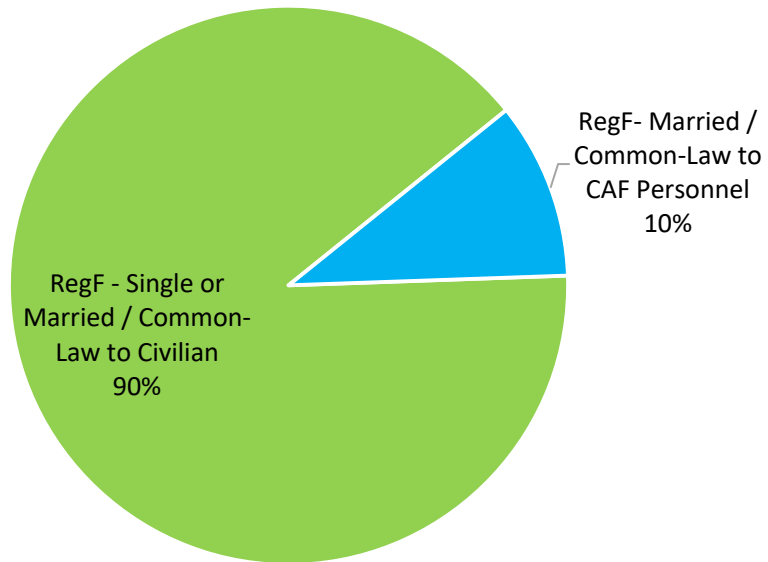
- Aged 35-39 (24%)
- Female (52%)
- Partner is RegF (94%)
- Child aged 0-5 (36%)
- Served 11-15 years of service (25%)
- Posted at:

(0002) CFSU (OTTAWA)	18%
(0107) 4 CDSB Petawawa	8%
(0100) CFB Halifax	7%
(0106) 2 CDSB Valcartier	7%
(0105) 5 CDSB Gagetown	7%

---

<sup>12</sup> Some research studies showing estimates of CAF personnel who are married/common-law with another RegF or ResF personnel include respectively [Prairie Research Associates. (2017). CAF Community Needs Assessment 2016 Overall Results. Ottawa, ON: Canadian Forces Morale and Welfare Services.]; [Manser, L. (2018). *Relocation Experiences. The Experiences of Military Families with Relocations Due to Postings – Survey Results*. Ottawa, ON: Military Family Services, Canadian Forces Morale and Welfare Services.]; [Wang, Z., Aitken, N. CAF Family Research Team. (2016). Impacts of Military Lifestyle on Military Families: Results from the Quality of Life Survey of Canadian Armed Forces Spouses. Director Research Personnel and Family Support, Director General Military Personnel Research and Analysis, Defence Research and Development Canada Scientific Report DRDC-RDDC-2016-R012, Ottawa, Canada.]; and Wang, Z., Lee, J. Farley, K. (2018). Top-line results from the 2017 Military Members/Family Finances Survey. DRDC-RDDC-2018-L095. Ottawa, ON: National Defence.].

### Percentage of RegF Personnel in Dual Service Couples



13

Figure 50: RegF Personnel in Canada in Dual Service Couples

The vast majority of these dual service couples have both members serving in the RegF, with only a small percentage married to a ResF member.

### Dual Service Couples

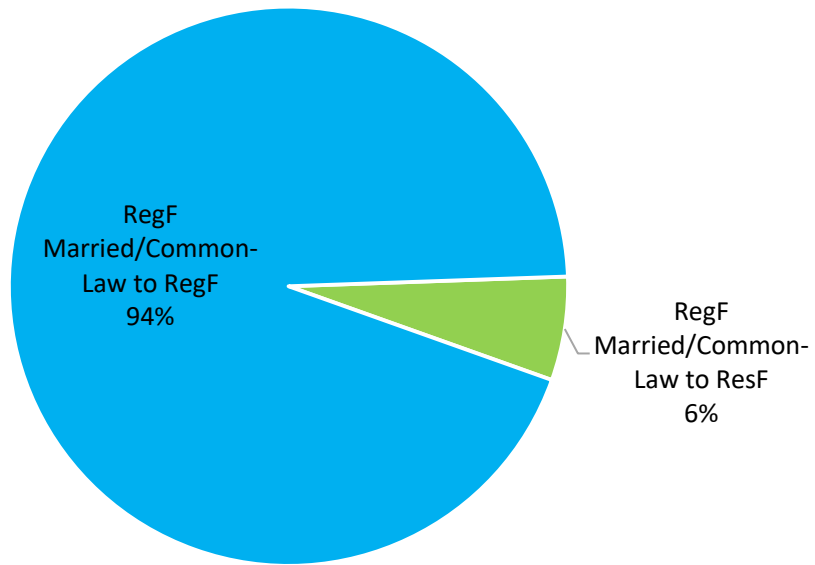


Figure 51: RegF Personnel in Canada in Dual Service Couples by Partner Force

<sup>13</sup> It is important to note that the numbers of CAF personnel in dual service couples (married or common-law to another CAF personnel either RegF or ResF) may be underrepresented in this demographic data – see introduction to this section for details.

A much higher percentage of RegF personnel posted in Canada who are part of a dual service couple are female (52%) compared to the overall percentage of females in the RegF (15%) to males (85%).

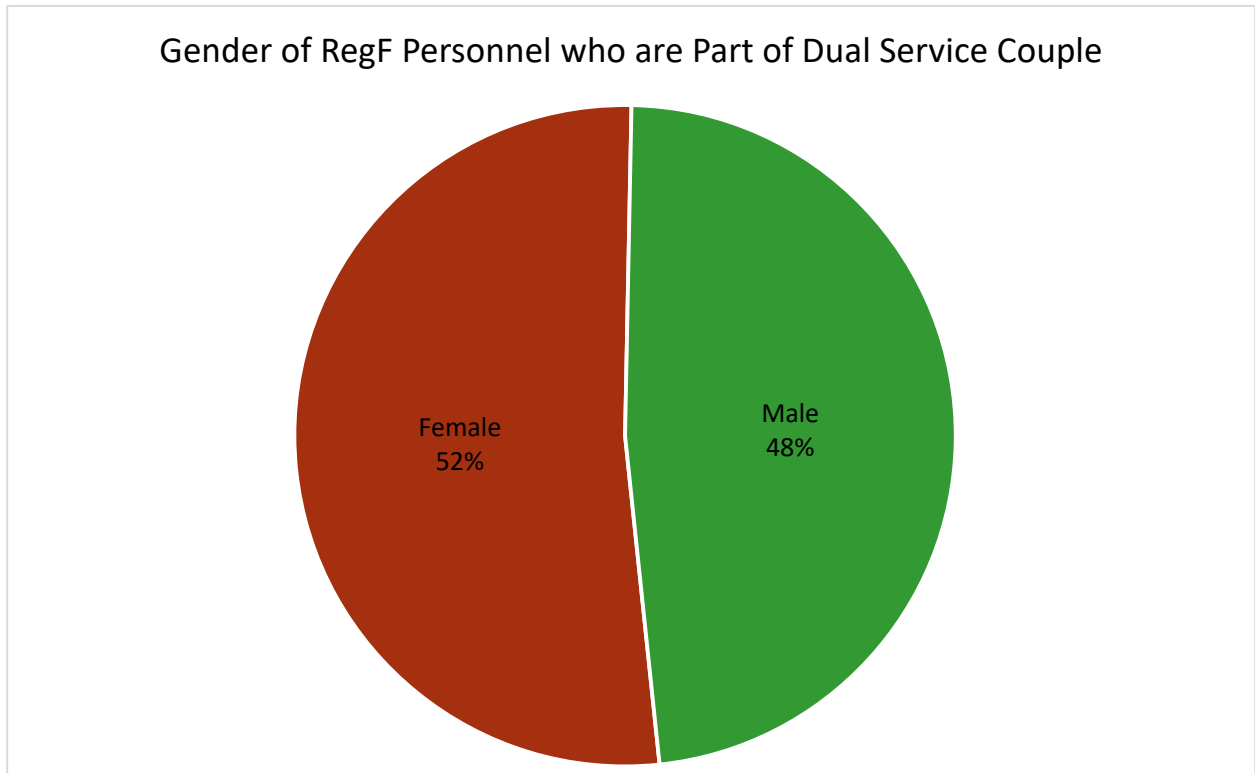


Figure 52: RegF Personnel in Canada in Dual Service Couples by Gender

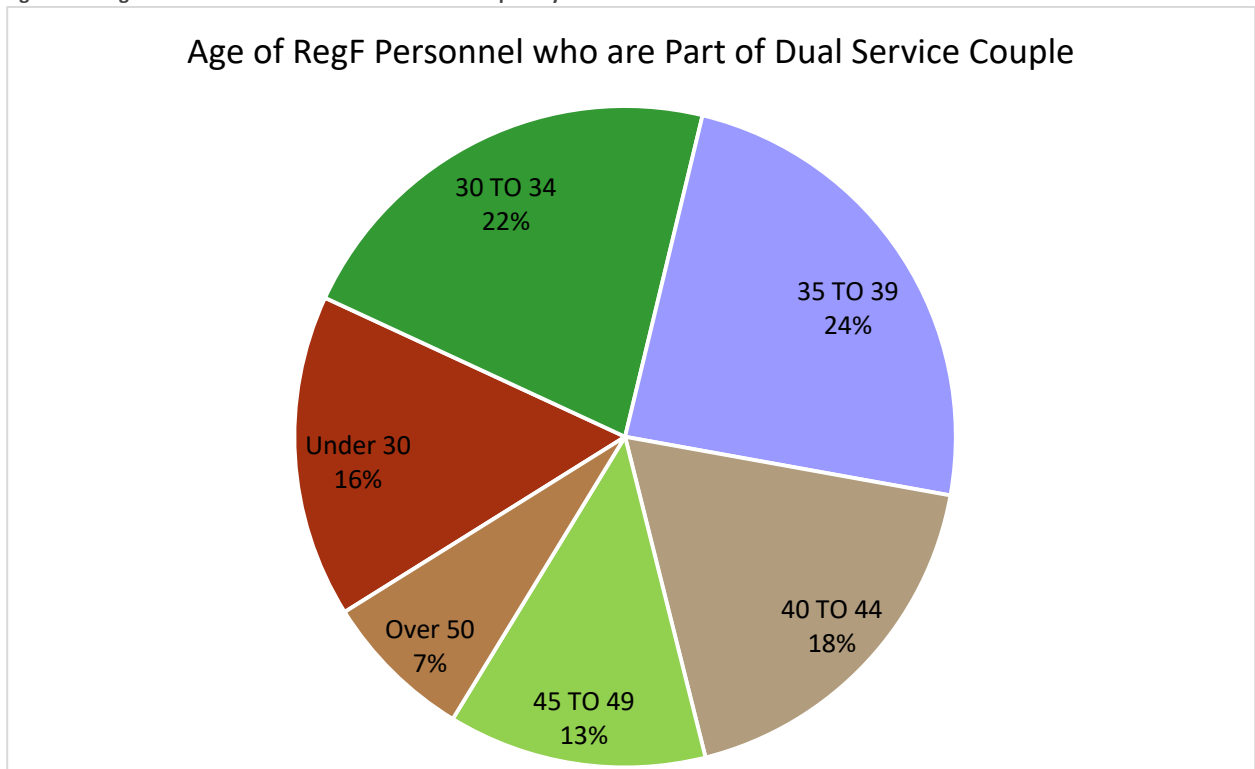


Figure 53: Age of RegF Personnel in Canada who are Part of Dual Service Couple

There are 9,230 children living in dual service couple households in Canada.

Table 24: Children Living in Dual Service Couple Households in Canada

CAF Personnel Marital Status	Daughter	Foster Child	Son	Step Daughter	Step Son	Total
Common Law with ResF	58		62	8	12	140
Common-Law with RegF	983		987	96	98	2,164
Married to RegF	3,065	1	3,131	164	183	6,544
Married to ResF	152		213	11	6	382
<b>Total</b>	<b>4,258</b>	<b>1</b>	<b>4,393</b>	<b>279</b>	<b>299</b>	<b>9,230</b>

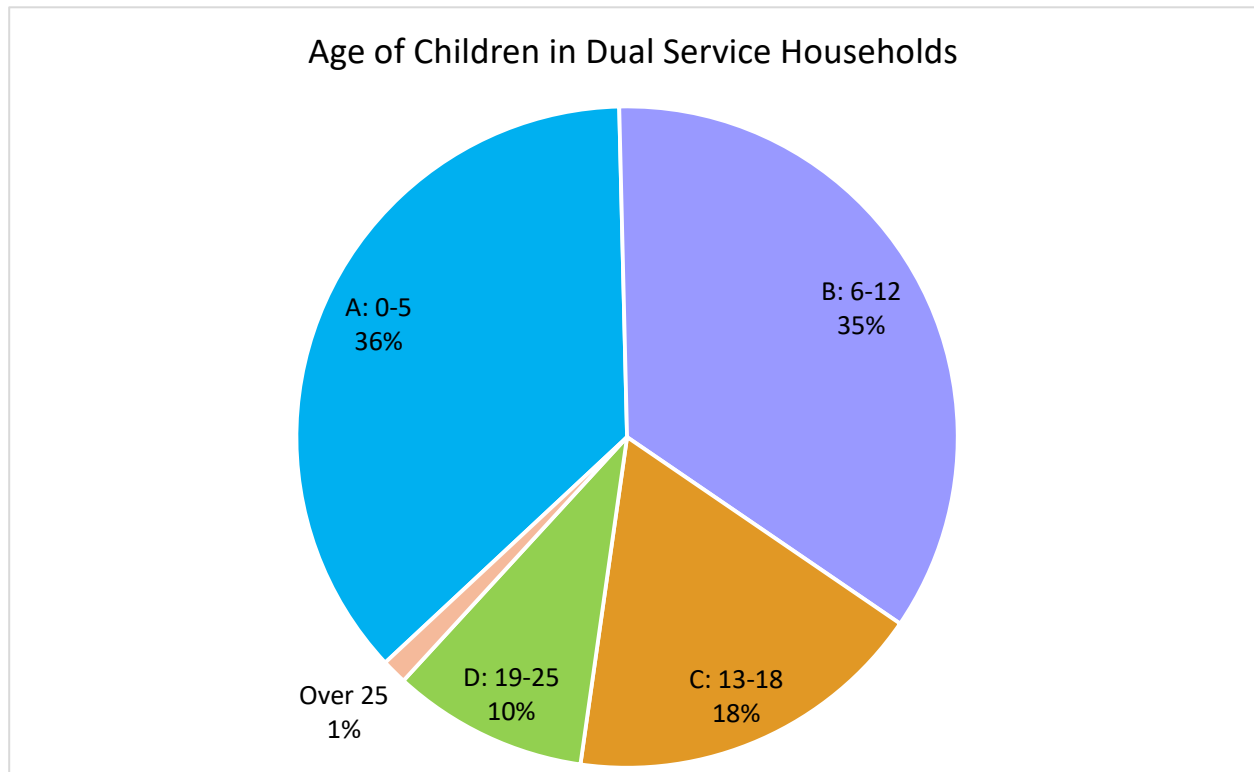


Figure 54: Age of Children in Dual Service Households in Canada

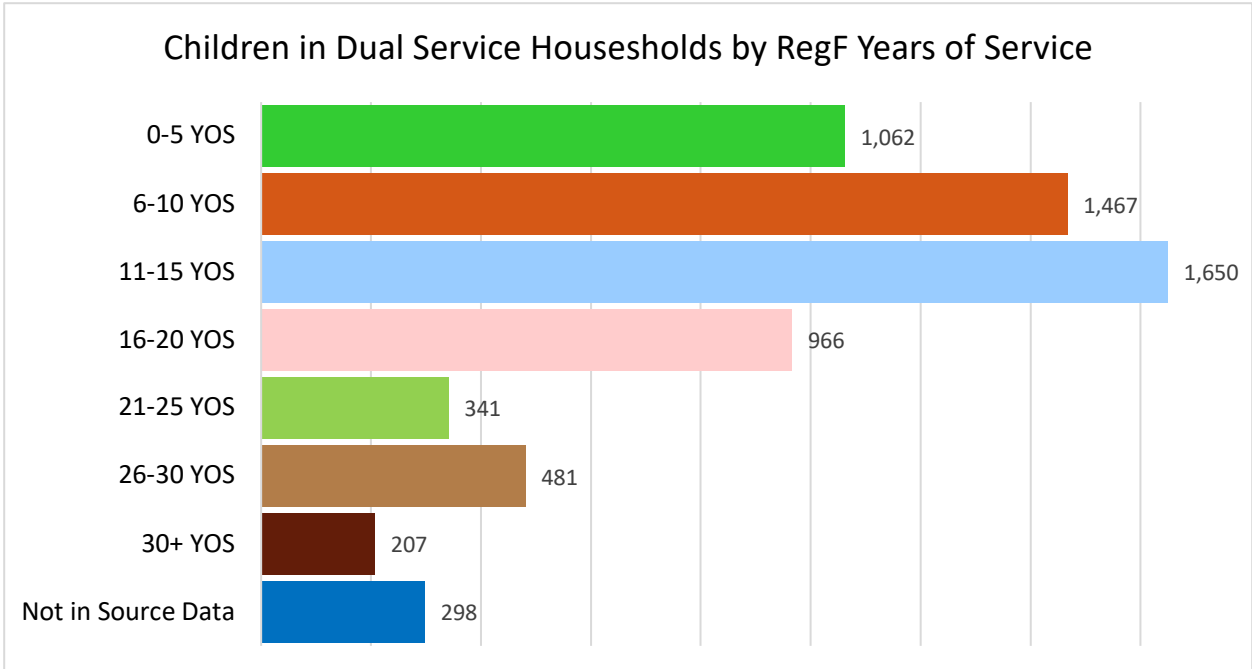


Figure 55: Number of Children in Dual Service Households by Years of Service of RegF Personnel in Canada

Table 25: Number of Children in Dual Service Households in Canada by Base Support Department

Base Support Department	Dependent Children in Dual Service Households	
		Total
(0002) CFSU (OTTAWA)		1,705
(0107) 4 CDSB Petawawa		731
(0100) CFB Halifax		690
(0106) 2 CDSB Valcartier		667
(0105) 5 CDSB Gagetown		655
(0125) CFB Trenton		534
(0113) CFB Borden		530
(0114) CFB Kingston		517
(0127) 3 CDSB Edmonton		422
(0117) CFB Winnipeg		401
(6399) CANSOFCOM HQ		301
(0103) CFB Esquimalt		296
(0134) CFB Cold Lake		267
(0138) CFB Bagotville		267
(0102) CFB Greenwood		251
(3380) 2 CDSB Valcartier, Det St-Jean		248
(3536) 4 CDSB Petawawa Det Toronto		158
(0133) CFB Comox		143
(0118) CFB Shilo		133
(0130) 2 CDSB Valcartier Det Montréal		112
(6428) 3 CDSB Edmonton, Det Wainwright		71
(0135) CFB North Bay		59
(0121) CFB Moose Jaw		30
(0213) CFB Gander		21
(0123) CFB Goose Bay		7
(0142) CFB Suffield		7
Not In Source Data		3
(1568) JTFN HQ		2
(0139) CFS St John's		1
(3162) 3 CSU		1
<b>Total</b>		<b>9,230</b>



## 8.7 CHILDREN WITH SPECIAL NEEDS

Very limited demographic data are available for the numbers of CAF personnel and families who have children with special needs. Within the Human Resources Management Systems, there is only one field for CAF personnel to check if one of their dependants is “disabled”. What “disabled” means to a CAF member will vary, and whether they choose to check “yes” will also vary. Therefore, the demographic data presented in this section only include those CAF RegF personnel posted in Canada who voluntarily declared one or more of their children as “disabled”, and does not reflect all those who may have children with special needs that they don’t label or identify as “disabled”. Current research consistently estimates that approximately 8% of all children of CAF personnel have special needs<sup>14</sup>.

Based on the demographic data available within the Human Resources Management Systems, there are 67 RegF personnel posted in Canada who declared a child as disabled, with a total of 75 individual disabled children declared. Children includes daughter, son, step son, step daughter and foster child. An additional 26 RegF personnel posted in Canada declared a total of 10 spouses and 16 other dependants (e.g. parents, siblings, etc.) as disabled.

### **PERSONA PROFILE: CHILDREN WITH SPECIAL NEEDS**

The average RegF member with a declared disabled child is:

- Aged 40-44 (24%)
- Male (72%)
- Served 16-20 years of service (27%)
- Posted at:

(0002) CFSU (OTTAWA)	23%
(0107) 4 CDSB Petawawa	9%
(0125) CFB Trenton	9%
(0127) 3 CDSB Edmonton	8%

---

<sup>14</sup> Some research studies showing estimates of CAF personnel with special needs children include [Wang, Z., Aitken, N. CAF Family Research Team. (2016). Impacts of Military Lifestyle on Military Families: Results from the Quality of Life Survey of Canadian Armed Forces Spouses. Director Research Personnel and Family Support, Director General Military Personnel Research and Analysis, Defence Research and Development Canada Scientific Report DRDC-RDDC-2016-R012, Ottawa, Canada.] and [Prairie Research Associates. (2017). CAF Community Needs Assessment 2016 Overall Results. Ottawa, ON: Canadian Forces Morale and Welfare Services.]

### Age of RegF Personnel with Declared Disabled Child

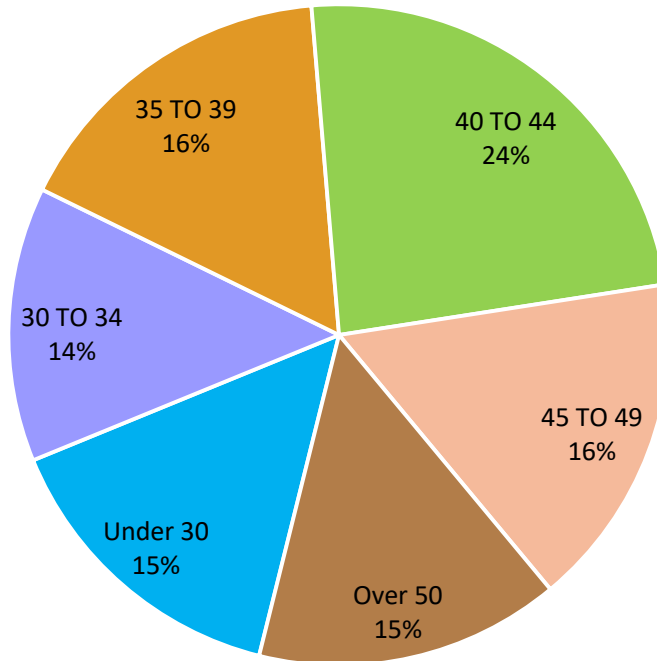


Figure 56: Age of RegF Personnel in Canada with Declared Disabled Child

A much higher percentage of RegF personnel posted in Canada who have a declared disabled child are female (28%) compared to the overall percentage of females in the RegF (15%) compared to males (85%).

### Gender of RegF Personnel with Declared Disabled Child

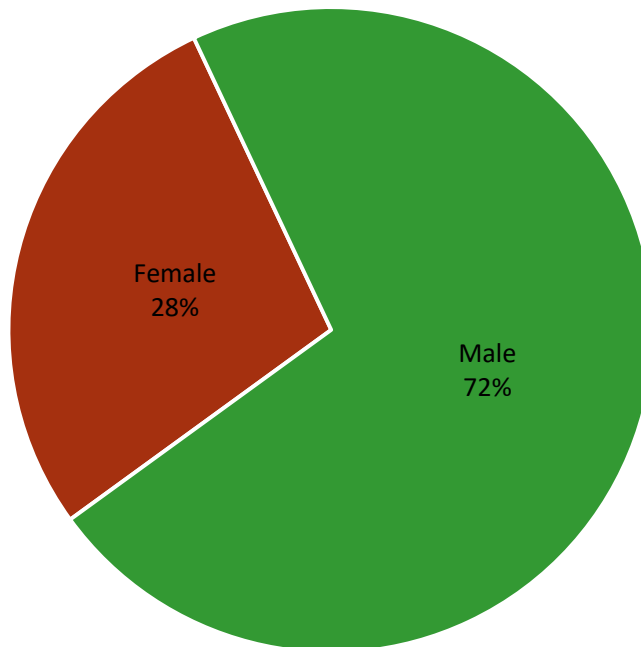


Figure 57: RegF Personnel in Canada with a Declared Disabled Child by Gender

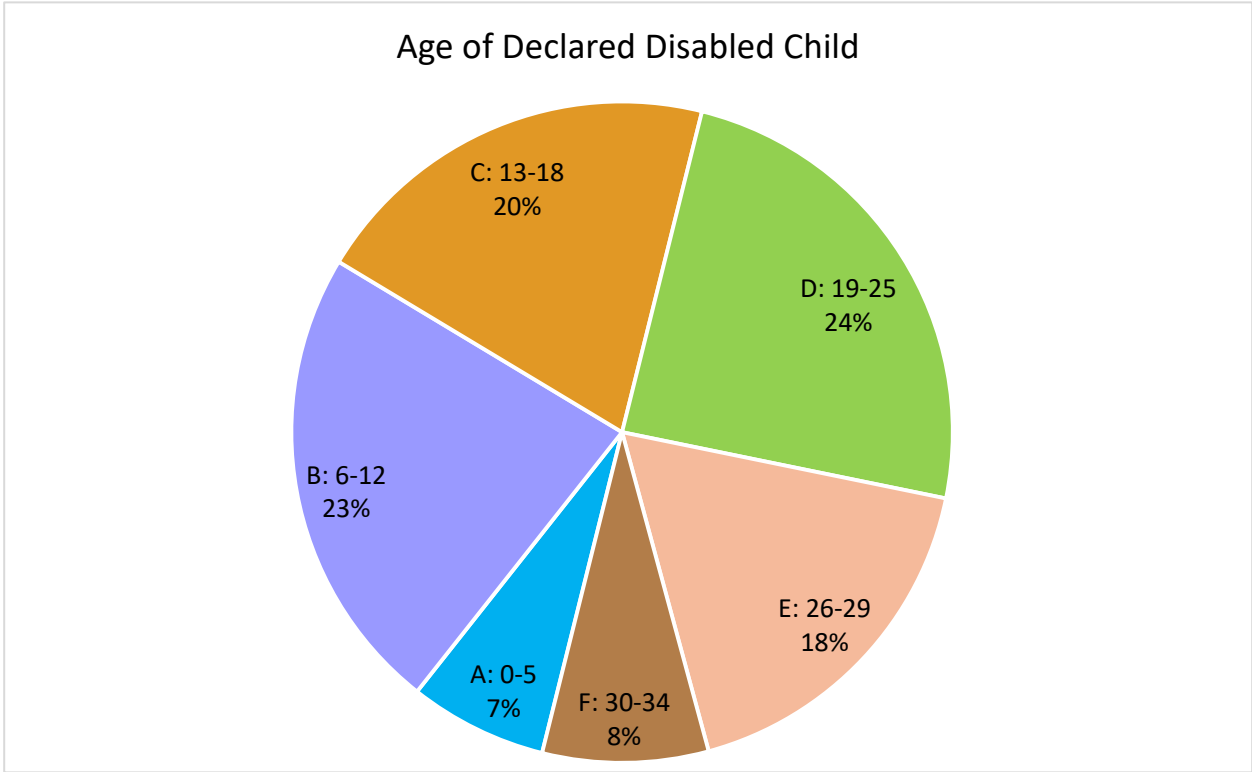


Figure 58: Age of Declared Disabled Child of RegF Personnel in Canada

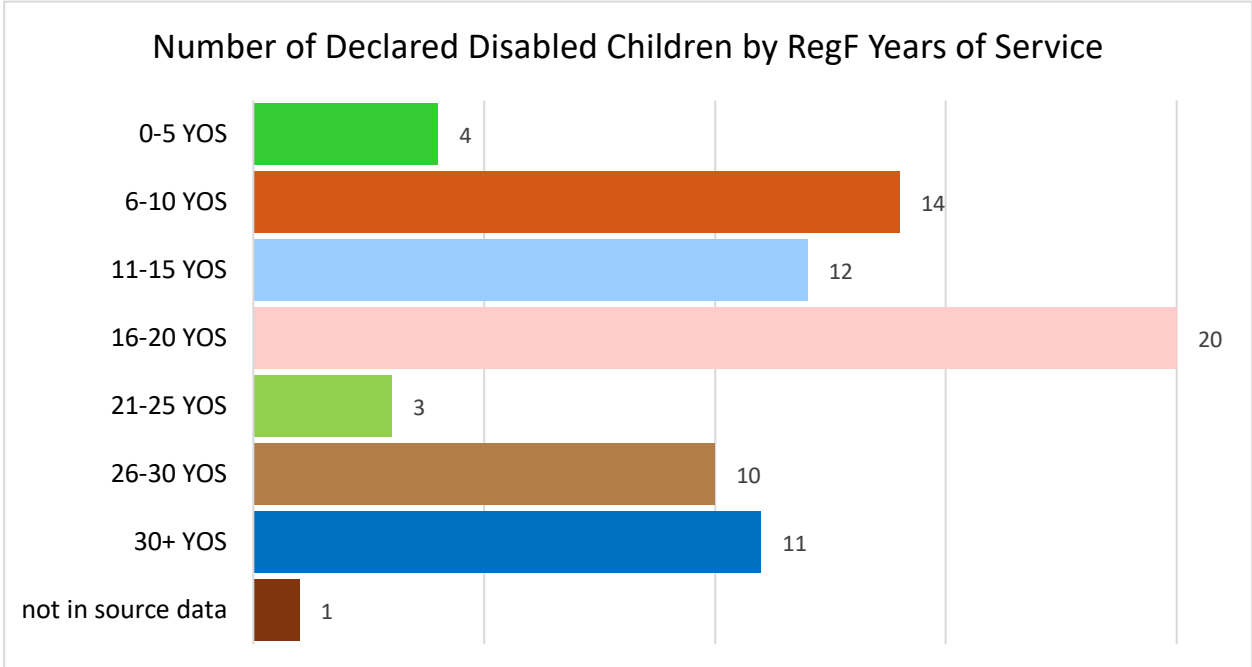


Figure 59: Number of Declared Disabled Children of RegF Personnel in Canada by Years of Services

Table 26: Number of Declared Disabled Children RegF Personnel in Canada by Base Support Department

Base Support Department	Declared Disabled Children
	Total
(0002) CFSU (OTTAWA)	17
(0107) 4 CDSB Petawawa	7
(0125) CFB Trenton	7
(0127) 3 CDSB Edmonton	6
(0100) CFB Halifax	5
(0102) CFB Greenwood	5
(0103) CFB Esquimalt	5
(0106) 2 CDSB Valcartier	5
(0114) CFB Kingston	5
(0117) CFB Winnipeg	3
(0105) 5 CDSB Gagetown	2
(0134) CFB Cold Lake	2
(0113) CFB Borden	1
(0118) CFB Shilo	1
(0121) CFB Moose Jaw	1
(0130) 2 CDSB Valcartier Det Montréal	1
(0135) CFB North Bay	1
(3380) 2 CDSB Valcartier, Det St-Jean	1
<b>Total</b>	<b>75</b>

## 8.8 ELDER CARE

Similar to this issue of special needs dependants, very limited demographic data are available for the numbers of CAF personnel and families who have a dependent elderly parent. Within the Human Resources Management Systems, there is only one field for CAF personnel to check if one of their dependants is a parent (including mother, father, step-mother, step-father, mother-in-law, and father-in-law). To each CAF member, what “dependant” means in relation to a parent will vary, and whether they choose to check “yes” will also vary. Therefore, the demographic data presented in this section only include those CAF RegF personnel posted in Canada who voluntarily declared one or more of their parents as a “dependant”, and does not reflect all those who may be providing care to elderly parents but not to the extent where they feel they should declare them as “dependent”. There is limited current research on elderly parent caregiving among CAF members, but the most comprehensive to date estimates that approximately 10% of all CAF members have caregiving responsibilities for elderly parents or disabled adult family members<sup>15</sup>. Among Canadians, over one-quarter (28%) provided care to a chronically ill, disabled or aging family member or friend in a one-year timeframe, almost half of which reported caring for their own parent(s) or parent(s)-in-law<sup>16</sup>. This would represent a national average of approximately 13% of Canadians caring for an elderly parent, similar to the rate found in the CAF Community Needs Assessment.

Based on the demographic data available within the Human Resources Management Systems, there are 448 CAF RegF personnel posted in Canada who declared a dependent elderly parent, with a total of 536 individual elderly parents declared. Parent includes mother, father, step-mother, step-father, mother-in-law and father-in-law.

### PERSONA PROFILE: ELDER CARE

The average RegF member with a declared elderly parent is:

- Aged under 30 (23%)
- Male (76%)
- Married / common-law (63%)
- Served 0-5 years of service (23%)
- Posted at:

(0002) CFSU (OTTAWA)	19%
(0103) CFB Esquimalt	12%
(0107) 4 CDSB Petawawa	9%
(0100) CFB Halifax	8%
(0114) CFB Kingston	6%

---

<sup>15</sup> Prairie Research Associates. (2017). CAF Community Needs Assessment 2016 Overall Results. Ottawa, ON: Canadian Forces Morale and Welfare Services.

<sup>16</sup> Sinha, M. (2013). *Portrait of Caregivers, 2012*. Catalogue No. 89-652-X–No.001. Ottawa: Statistics Canada.

Just over one-third of all RegF posted in Canada with a declared dependent elderly parent indicated their marital status was divorced, separated, widowed or single. Almost two-thirds are married / common law.

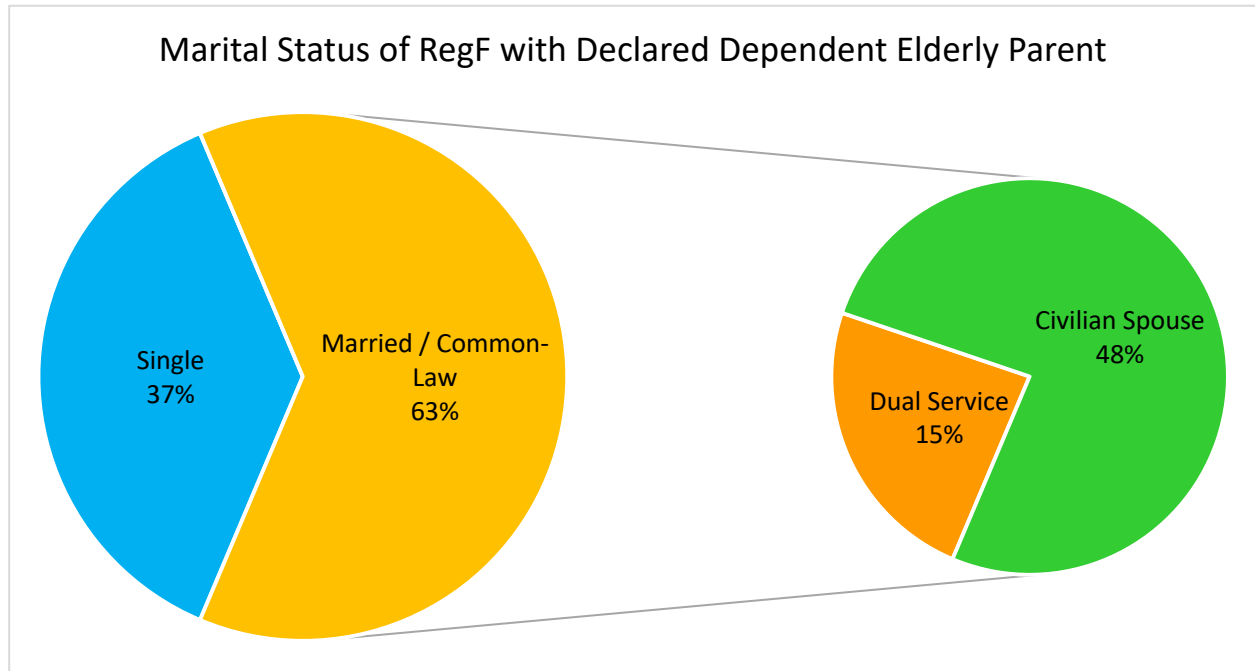


Figure 60: Marital Status of RegF Personnel in Canada with Declared Dependent Elderly Parent

More than half of all RegF personnel in Canada with a declared dependent elderly parent are under the age of 40.

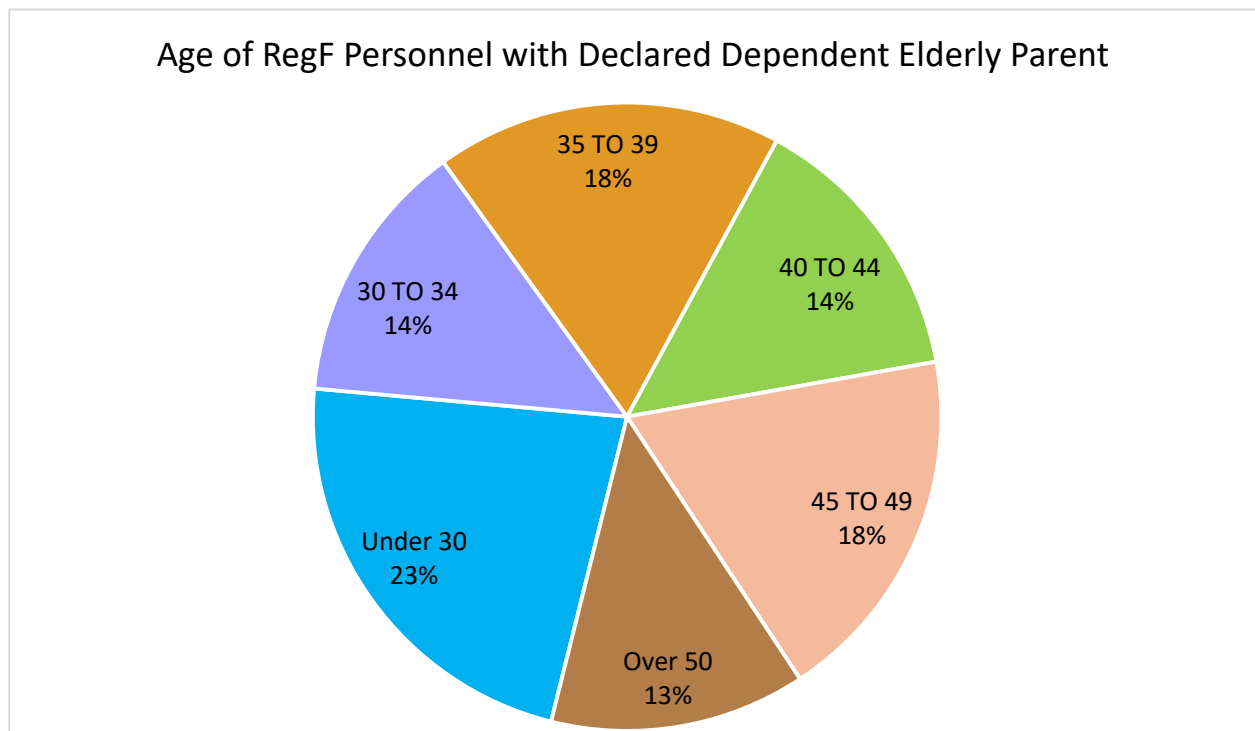


Figure 61: Age of RegF Personnel in Canada with Declared Dependent Elderly Parent

A higher percentage of RegF personnel posted in Canada who have a declared dependant parent are female (24%) compared to the overall percentage of females in the RegF (15%) to males (85%).

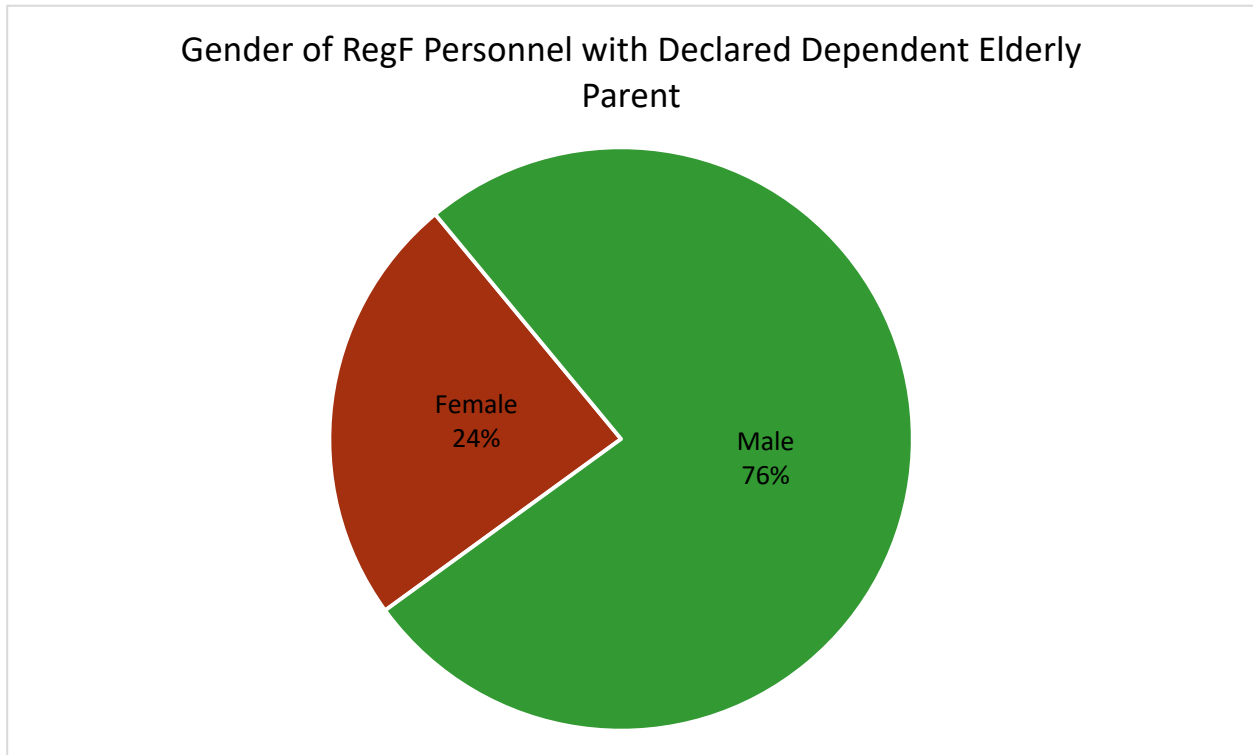


Figure 62: RegF Personnel in Canada with Declared Elderly Parent by Gender

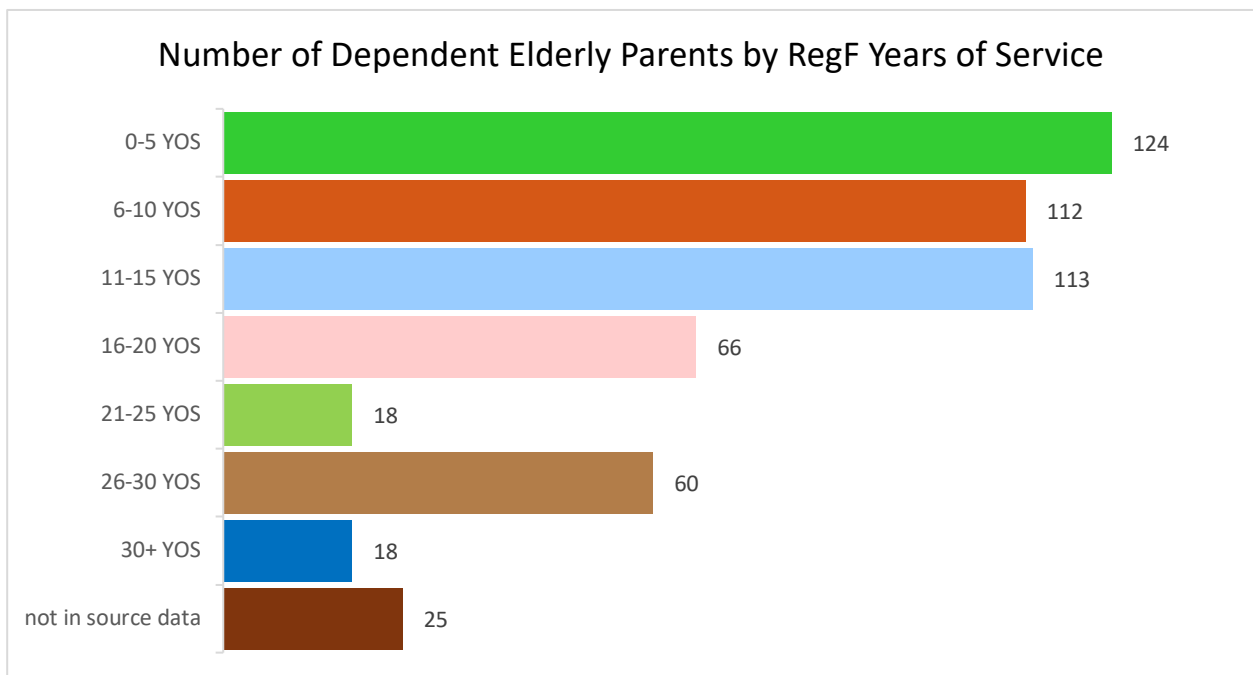


Figure 63: Number of Declared Elderly Parents by Years of Service of RegF Personnel in Canada

Table 27: Number of Dependent Elderly Parents of RegF Personnel in Canada by Base Support Department

Base Support Department	Dependent Elderly Parents
	Total
(0002) CFSU (OTTAWA)	103
(0103) CFB Esquimalt	66
(0107) 4 CDSB Petawawa	50
(0100) CFB Halifax	41
(0114) CFB Kingston	34
(0127) 3 CDSB Edmonton	30
(0125) CFB Trenton	27
(0138) CFB Bagotville	27
(0106) 2 CDSB Valcartier	21
(0134) CFB Cold Lake	20
(3380) 2 CDSB Valcartier, Det St-Jean	20
(0113) CFB Borden	18
(0105) 5 CDSB Gagetown	16
(0102) CFB Greenwood	11
(6399) CANSOFCOM HQ	10
(0117) CFB Winnipeg	10
(0130) 2 CDSB Valcartier Det Montréal	8
(0133) CFB Comox	6
(3536) 4 CDSB Petawawa Det Toronto	5
(0118) CFB Shilo	4
(6428) 3 CDSB Edmonton, Det Wainwright	4
(0135) CFB North Bay	3
(0213) CFB Gander	1
(0121) CFB Moose Jaw	1
<b>Total</b>	<b>536</b>



## CONCLUSION AND RECOMMENDATIONS

For the first time, the demographics of CAF personnel and their dependent family members are now well documented and are based on actual numbers rather than estimates. Beyond just the total numbers, we now understand the demographics of CAF personnel and their families with respect to their marital status, parental status, gender, location, years of service and ages. From this data, we can better understand the different types of families in the Canadian military in order to develop family personas that will better inform policies, programs and services.

The intention of compiling and reporting on extensive demographics of Canadian military families is two-fold. First, to inform the development of the Comprehensive Military Family Plan as part of Canada's Defence Policy, *STRONG SECURE ENGAGED*. Second, to serve as a reference tool for professionals who develop policy or deliver programs and services to military members and their families.

This report focuses predominantly on the RegF personnel and their families who are posted in Canada, as of August 2017, representing approximately 95% of all RegF personnel, or 56% of Total Force (RegF and ResF) personnel. Detailed demographic breakdowns of RegF families who are posted OUTCAN (5% of all RegF or 3% of Total Force) and ResF personnel (41% of Total Force) are covered under separate report.

Almost 40% of all RegF personnel posted in Canada live in Ontario with their families. A third of all RegF personnel and their families are located in or near CFSU Ottawa, CFB Halifax and 2 CDSB Valcartier. Family services therefore should be focused accordingly and in relation to the availability of civilian services, while also recognizing the requirement to provide more services in areas that are not well served by existing civilian services.

More than half of all Regular Force personnel posted in Canada are under the age of 34 with less than 10 years of service. Almost half of all RegF personnel are single and more than half are in a legal relationship – married or common-law. Less than half of all spouses are under the age of 34.

Almost half of all RegF personnel (47%) have dependent children. One-third of all children are under the age of 5, one-third are between the ages of 6-12, and one-third are 13 years and over.

A proportion (14%) of these RegF personnel with children are single parents. While lower than the Canadian proportion of lone-parent families (20%)<sup>17</sup>, this is an important demographic persona that is probably not well served by existing policies and family services given most current services are targeted to female spouses of male CAF members.

From this initial demographics report, it is clear that female RegF personnel have greater caregiver responsibilities than their male counterparts. Of all RegF personnel, 85% are male and 15% are female. Of all male RegF personnel, 63% have at least one dependant and 37% have no dependants. In comparison, a slightly higher percentage of all female RegF personnel have at least one dependant (67%), while one-third of female RegF personnel have no dependants. These small gender caregiver differences become much more extreme for those caring for dependants with additional stressors (e.g. single parents, children with special needs, dependent elderly parents). Of those RegF personnel posted in Canada with any dependant (n=40,240), a higher proportion of female RegF members have caregiver responsibilities with additional stressors compared to the overall RegF female-to-male ratio.

---

<sup>17</sup> Source: <https://www150.statcan.gc.ca/n1/pub/75-006-x/2015001/article/14202/parent-eng.htm>

For instance, a higher proportion of female RegF members posted in Canada are single parents (24% of all single parents are female and 76% are male, which as a proportion of the overall 15%-to-85% ratio of female-to-male RegF personnel, is a significantly higher percentage. Of all RegF personnel caring for a disabled child, 28% are female, which is almost double the overall female-to-male ratio of the RegF. And of declared a dependent elderly parent, 24% are female RegF personnel, again much higher than the overall 15%-85% female-to-male ratio of the overall RegF.

There are also additional gender differences that are important with respect to policies, programs and services. For instance, males are more likely to be on Imposed Restriction as well (94% versus 6%), suggesting comparatively more female RegF members have direct caregiving responsibilities for dependants living with them. From a slightly different perspective, female RegF members are much more likely to be in a legal relationship (married or common-law) with another CAF personnel than their male counterparts (53% versus 9%). For at least half of female RegF members, their family context is much more immersed in the military culture and reality, which may impact their eventual transition to veteran status as a civilian, given neither adult partner may have spent much time in the “civilian” culture. It may also impact their ability to access support services through non-military organizations, such as the Military Family Resource Centres who historically have focused services on the non-military members.

Current policies and military family services are predominantly targeted to female spouses of male CAF members, yet the demographics are showing that female CAF members have greater caregiving responsibilities that may not be currently be adequately supported through those policies and services.

It is recommended that these demographic reports be compiled annually, to ensure that existing programs and services are matching their targeted participants.

It is also recommended that future editions include additional demographics wherever possible, to better inform policies, programs and services. Additional demographics that would be useful include environment, rank, pay scales, language, ethnicity, religion, previous marital status, and dependant location in more specific detail than CAF member base support department.

Finally, it is recommended that attention be paid to the collection of demographic data at the source level. As most of the source data compiled for this report is dependent on voluntary provision, timeliness and accuracy, there are inherent limitations to the precision of these demographics.



